

1

PRACTICE WITH PURPOSE

KIDS WILL ...

Kids will discover that they Conquer the Day when they make good choices like practicing with purpose. Having a purpose in mind helps them focus as they practice the skills they need.

SESSION FOCUS

Victory can take many forms. It can mean winning the big game or making a decision that helps another person when it would be easier to just walk away. Winning big like this starts with making small daily decisions. That's what *Conquer the Day* represents.

When we *Conquer the Day*, we choose to do what is right instead of what is easy. We recognize there are things we can do to help us win in life and in sports. Practicing with purpose is one of those things. It's not always fun, and sometimes practice can be frustrating, but remembering why we are practicing can help us stay focused.

Today you will also introduce kids to a God who loves them and has a purpose for their lives. For some kids, it may be the first time they have ever heard God that loves them. Others will be challenged to *Conquer the Day* just like David did more than three thousand years ago.

MEGA POINT



I can conquer the day when I ...
practice with purpose.

BIBLE STORY



David Improves His Skills
1 Samuel 17

SPORTS STORY



Stephen Curry
Basketball

MEGA VERSE



Romans 8:37, NIV

MEGA Verse: Each day, kids will sing “Romans 8:37” during the Halftime Rally. As kids sing the song, they will memorize the MEGA Verse.

“In all these things we are more than conquerors through him who loved us.”

➤ OPENING RALLY



This session welcomes the kids and introduces the daily theme and MEGA Point.

RALLY OVERVIEW

TIME	RALLY SEGMENT	KEY PERSONNEL & MEDIA
	ARRIVAL TIME & MUSIC	Music Coach; Music & Media DVD or Music CD or downloaded files*
	WELCOME	Rally Coach
	MEGA POINT SPOTLIGHT	Rally Coach; Music & Media DVD or downloaded video*
	MEGA VISITS/AWARDS/ CONCLUSION	MEGA; Rally Coach; Director CD-ROM ; Head Coaches
	PRAYER	Rally Coach

DAY 1

YOU WILL NEED	GETTING READY
<input type="checkbox"/> MEGA Sports Camp Conquer the Day Music & Media DVD or Music CD <input type="checkbox"/> MEGA Sports Camp Conquer the Day Director CD-ROM <input type="checkbox"/> Practice with Purpose Poster from the <i>Conquer the Day</i> Poster Pack <input type="checkbox"/> Sports Flash 1 <input type="checkbox"/> Theme Keeper <input type="checkbox"/> MEGA Verse Wristband	<ul style="list-style-type: none"> ✓ Practice the songs you plan to sing. ✓ Read through the Opening Rally so you are comfortable sharing with the kids. ✓ Print the Rally Guide pages from the Director CD-ROM for MEGA to review. ✓ If you are not using the MEGA Point Spotlight video segment, practice the MEGA Point before you teach it to the kids.

ARRIVAL TIME & MUSIC



- Have the Music Coach onstage and “Romans 8:37” playing as the kids arrive. Encourage the kids to begin singing as soon as they come in.
- ▶▶ When everyone is assembled, lead the following song.
 - ▶ “MEGA Sports Camp Song”
- ▶▶ Click to show the **Practice with Purpose Poster**.

NEW RESOURCES



* You may purchase the songs and video segments by downloading them from www.MEGASportsCamp.com

WELCOME

- Welcome the kids to the Rally Zone with excitement and energy in your voice.

Welcome to our first MEGA Sports Camp rally! Who’s excited to be here? (*Group response*). I’m really glad you are here. At this camp, we are going to play sports. Who’s ready to play sports? (*Group response*). AND at this camp we are going to have lots of fun! Who’s ready to have some fun? (*Group response*)



On the count of three, I want you to yell the sport that you came to learn more about at our Sports Camp. Ready? One, two, three, go! *(Group response)*

In between Sports Sessions, we'll meet together for rallies like this. These rallies will be fun times to discover more about our theme of *Conquer the Day*. When you conquer something, you take control of it through hard work and effort. You make good choices.

At MEGA Sports Camp, you're going to learn different things you can do to *Conquer the Day* in sports, at school, and at home. So let's find out how to *Conquer the Day*.

MEGA POINT SPOTLIGHT



Coach Abraham introduces today's MEGA Point.

- ▶▶ Play the Day 1 MEGA Point Spotlight from the **Music & Media DVD***. As the video ends, the **Practice with Purpose Poster** appears.

- Show kids the **Practice with Purpose Poster**.

Wow! Practicing with purpose is exactly what we're here to do at MEGA Sports Camp. When we practice something, we do it over and over again so we get better and better. In sports we practice skills so we can win. How many of you like it when you win? *(Group response)*

Practice is not always fun, but it is easier to do when we have a goal in mind. It's like choosing to be a superhero by doing your very best as you *Conquer the Day*. When we keep our purpose in mind, it's easier to practice the things we need to *Conquer the Day*!

MEGA VISITS

- ➔ MEGA enters from the back and runs to the stage causing quite a commotion. *(He might climb over a row of kids, trip in the aisle, etc. When he finally gets to the stage, he should pause, catch his breath, then raise his hands triumphantly.)*

Kids, speaking of superheroes, this is MEGA. He's our Sports Camp mascot. Let's give him a hand. *(Lead kids in applauding for MEGA.)* When MEGA shows up, he loves to help us practice the MEGA Point with purpose.

- ➔ MEGA nods yes and does the MEGA Point action.

Oh, you're doing that action to tell us to say the MEGA Point, right? *(MEGA nods yes.)* Let's show MEGA that we already know today's MEGA Point. Are you ready? *(Group response)*

COACH'S CORNER



If you don't use the **Music & Media DVD**, you may download the video from www.MEGASportsCamp.com or you may have a leader teach the MEGA Point.



COACH'S CORNER



If there are kids present from an earlier camp, ask one to come up, give MEGA a high five or a hug, and explain to everyone who MEGA is and what he does.

I can conquer the day when I . . .
practice with purpose.

That was incredible! Wasn't that incredible, MEGA? (*MEGA gives kids a thumbs-up.*)

MEGA loves to hear the MEGA Point. So whenever he shows up and does this (*MEGA does the MEGA Point action*), he wants to hear you say the MEGA Point. Let's try it again right now.

→ MEGA does the MEGA Point action.

I can conquer the day when I . . .
practice with purpose.

→ MEGA should respond with excitement when the kids are done.

MEGA, are you going to hang out with us today?

→ MEGA nods yes.

Great, MEGA! Later, you and the kids will hear a sports story about a basketball player who practices with purpose and is a winner even though the odds were against him.

And you'll hear about man named David in the Bible who practiced some skills that helped him conquer some big problems. We can do the same and live out our MEGA Point. Let's say it together one more time.

→ MEGA does the MEGA Point action.

I can conquer the day when I . . .
practice with purpose.

So, be ready to say the MEGA Point any time you see MEGA. Pay attention. You never know when he'll show up and want you to say the MEGA Point.

→ MEGA should respond with excitement.


AWARDS

Now, let's talk about one of the best parts of this Sports Camp—awards! Who likes to win prizes? (*Group response*)

- Choose one or both of the following ideas (or add your own) to describe how to win awards at your camp.

Sports Flash

Every day, you'll get a ***Sports Flash*** (*hold up Sports Flash 1*) filled with fun activities. Everyone who tries to do the activities



MEGA Point Action



and brings back the “I Did It!” portion next time will get their name entered in a special drawing.

- Tear off slip and show what to return.

Every day we’ll give away special prizes, so don’t forget to bring back your “I Did It!” slips.

- Display the items you’ve chosen as prizes. (The **Water Bottle** or **T-shirt** from your kit make great prizes. Other options are marked in the **MEGA Sports Camp Conquer the Day Catalog**.)



Theme Keepers

Who likes to collect things? (*Group response*) That’s great! Every day you attend, you’ll get a new **Theme Keeper**. Collect them all and they’ll have the *Conquer the Day* MEGA Verse on the back.

- Show the **Conquer the Day Theme Keeper**.



CONCLUSION

Who’s ready to play sports? (*Group response*) Let’s meet the coaches.

- Call the coaches to the front, grouped by sport. Introduce each coach.

Before we head out to our first Sports Session, let’s warm up and stretch. Everyone, stand up and follow our coach. (*Choose from the stretches listed.*)

- Ask a Head Coach to lead the kids in stretching exercises to prepare them for Sports Session 1. Use the warm-up exercises listed or your own.
 - ▶ eight jumping jacks (*Young kids may just jump up and down.*)
 - ▶ eight side stretches (*Kids put one arm on hip and reach the opposite arm over head to stretch side. Repeat on other side.*)
 - ▶ eight arm circles (*Kids hold arms out to the side and move in circles.*)
 - ▶ eight neck turns (*Kids turn head to left and right.*)
- ➔ Have MEGA exit now if he has not done so already.

Great job getting warmed up!

COACH'S CORNER



MEGA can stay and do warm-ups with the kids or he can exit at this point.

COACH'S CORNER



MEGA should be off stage during all prayers to avoid distracting the kids.

PRAYER

I think we're almost ready to go. Let's pray and ask God to be with us today.

Dear God, thank You for bringing all these great people to MEGA Sports Camp today. Help everyone to have fun and stay safe while we play. Help us listen carefully to our coaches as they help us learn how to become better athletes. In Jesus' name we pray. Amen.

- Dismiss the kids to go to Sports Session 1.

COACH'S CORNER



Feel free to adapt prayer as needed to fit your camp.

DAY 1

SPORTS SESSION 1



The Head Coaches conduct this session in the various Sports Areas. Instructions are found in the sports playbooks. The Huddle Coaches will assist the Head Coaches and encourage the athletes.


LEADERS	LOCATION
<ul style="list-style-type: none"> Head Coaches Huddle Coaches 	<ul style="list-style-type: none"> Sports Areas

COACH HUDDLE



Coach Huddle is held in the Sports Areas. The Huddle Coaches lead this discussion time with their kids. The Coach Huddle Guide provides the Huddle Coaches with direction.

LEADERS	LOCATION
<ul style="list-style-type: none"> Huddle Coaches 	<ul style="list-style-type: none"> Sports Areas



SPORTS SESSION 2



The Head Coaches conduct this session in the various Sports Areas. Instructions are found in the sports playbooks.

LEADERS	LOCATION
<ul style="list-style-type: none"> Head Coaches Huddle Coaches 	<ul style="list-style-type: none"> Sports Areas

SNACKS & BREAK



Let the kids take a break and finish their snacks before they gather for the Halftime Rally.

LEADERS	LOCATION
<ul style="list-style-type: none"> Snack Coaches 	<ul style="list-style-type: none"> Concession Stand

➤ HALFTIME RALLY



The Halftime Rally allows kids to hear a sports story that reinforces the day's theme.

RALLY OVERVIEW

TIME	RALLY SEGMENT	KEY PERSONNEL & MEDIA
	TRANSITION TIME & MUSIC	Rally Coach; Music Coach; Music & Media DVD or Music CD or downloaded files*
	WELCOME	Music & Media DVD ; Rally Coach
	MEGA VERSE SONG	Rally Coach; Music Coach; Music & Media DVD or Music CD or downloaded*
	MEGA VISITS	MEGA; Rally Coach; Director CD-ROM
	SPORTS STORY/CONCLUSION	Rally Coach; MEGA; Director CD-ROM

YOU WILL NEED

- ☐ **MEGA Sports Camp Conquer the Day Music & Media DVD**
- ☐ Chair for MEGA
- ☐ Two basketballs (one for MEGA; one near the Rally Coach for the Sports Story)
- ☐ **MEGA Sports Camp Conquer the Day Sports Flash 1**
- ☐ **MEGA Verse Wristband**, one per kid



GETTING READY

- ✓ Practice the songs you plan to sing.
- ✓ Practice holding your hand up to show how tall 6'3" is.

TRANSITION TIME & MUSIC



- Transition from snack time by playing the "MEGA Sports Camp Song" to announce the beginning of the Halftime Rally. Encourage the kids to begin singing as soon as they arrive.
- ▶▶ When everyone is assembled, lead the following song.
 - ▶ "MEGA Sports Camp Song"

WELCOME

If you've been having fun playing sports today, shout "Sports camp is fun!" (*Group response*) Who's already learned something new? (*Group response*) What have you learned? (*Group response*)

MEGA VERSE SONG



All right! We have another new thing we'll learn at our Sports Camp, and that's our MEGA Verse from the Bible. We've got a song to help us learn it.

- ▶▶ Lead the following song.
 - ▶ "Romans 8:37"
- ▶▶ Click to show the **Practice with Purpose Poster**.

NEW RESOURCES



* You may purchase the songs and video segments by downloading them from www.MEGASportsCamp.com

COACH'S CORNER



MEGA can join the group for the singing and do the actions with the kids, but he should be unobtrusive during the Sports Spotlight segment.

MEGA VERSE WRISTBANDS

Do you have trouble memorizing? Well, we have something to help you remember the MEGA Verse. It's something you can wear. Each of you will receive one at the end of this rally.

- Display the **MEGA Verse Wristband**.

Wear your Wristband every day to our Sports Camp. You can use it to help you remember the MEGA Verse.



MEGA VISITS

- MEGA enters, dribbling a basketball, waves one hand to get the Rally Coach's attention, and loses control of the basketball.

Hi, MEGA! Did you have fun during the Sports Session?

- MEGA nods yes enthusiastically, pauses dramatically, and then does the MEGA Point action.
- Lead the kids in saying the MEGA Point.

I can conquer the day when I . . .
practice with purpose.

MEGA, aren't the kids are doing a great job saying the MEGA Point? (*MEGA nods.*) Did you visit the Sports Sessions and help them work on it? (*MEGA nods.*) Well, keep up the good work!

- MEGA does a double thumbs-up, then does the MEGA Point action.
- Lead the kids in saying the MEGA Point.

I can conquer the day when I . . .
practice with purpose.

Wow! That was awesome! Can you stay and help me tell a sports story?

- MEGA nods and claps excitedly. Then he finds his basketball and stands ready for the story.

SPORTS STORY

Kids hear a sports story that reinforces today's theme.

YOU WILL NEED	GETTING READY
<input type="checkbox"/> Chair for MEGA <input type="checkbox"/> Two basketballs <input type="checkbox"/> MEGA Sports Camp Conquer the Day Sports Flash 1	

I see you brought a basketball. That's good, because today's sports story is about a basketball player. How many of you love basketball? Clap your hands twice.



- Let kids clap their hands twice and you count their claps aloud.

→ MEGA responds enthusiastically.

Now, on the count of three, shout the name of your favorite basketball team. Ready? One. Two. Three. (*Allow response.*)

▶▶ Click to show **Sports Flash 1.**

Today's sports story is about Stephen (*STEFF-en*) Curry, an athlete who plays basketball for the Golden State Warriors. How many of you would like to play basketball in the NBA? Clap your hands once.

- Let kids clap their hands once.

→ MEGA responds enthusiastically.

Stephen grew up in a family of great athletes. His mother and sister are both college volleyball players. His dad is a retired NBA player. And his younger brother also plays in the NBA.

Stephen is a very successful NBA player too. He was chosen as the NBA's Most Valuable Player two years in a row, AND he scored the most 3-point shots for both of those seasons. If you think that's impressive, clap three times.

- Let kids clap their hands three times as you count aloud.

But if you saw Stephen on the street, you probably wouldn't automatically think he's a professional basketball player. About half of all NBA players are taller than 6 feet 7 inches. Several are over 7 feet tall.

→ MEGA interrupts by tapping you on the shoulder, then points to his temple like he has an idea.

MEGA, do you have an idea? Does it have something to do with how tall a professional basketball player is?

→ MEGA grabs a chair and places it next to you on the stage.

Do you want to show us how tall an NBA player is?

→ MEGA nods enthusiastically and steps up onto the chair.

That's really tall! Do you all think that's tall? (*Group response*)

MEGA, you're right. Most basketball players are very big and very tall. But Stephen Curry is not that big.

→ MEGA slouches a little in the chair to look smaller.

He's a little smaller than that.

→ MEGA bends knees a little but remains on the chair.



MEGA, he's only 6 feet 3 inches tall. That's about this tall. (*Hold hand up to about that height.*)

- MEGA gets off chair and measures himself against where you're holding your hand. Then reacts with surprise.

I know, MEGA. I expected him to be taller too! It's amazing that a guy that size is one of the best basketball players in the NBA. How do you think he got to be so good?

- MEGA points up dramatically like he has an idea then pretends to dribble a basketball.

MEGA, you're right! Stephen Curry got to be one of the best basketball players in the league by practicing. He works with a trainer to prepare for his famous pregame dribbling routines.

His trainer has him do things like toss and catch a tennis ball with one hand while he dribbles with the other, and dribble two balls at once, one of them heavy and one of them light. He also practices shooting—a lot. He shoots at least 250 baskets a day and practices 100 3-point shots before every game.

Do you think that Stephen has ever wanted to skip all the practicing? (*Group response*) Do you think he ever gets bored doing the same drills over and over? (*Group response*) Even though Stephen is one of the best basketball players in the world, he keeps practicing because he has a purpose—to get better at his game.

- MEGA begins stretching his arms and legs, like he's preparing for exercise.

Do you want to try to practice with purpose like Stephen Curry? (*MEGA nods.*) Okay, one thing Stephen does is dribble two balls at the same time. This challenges his ability to focus and not get distracted. Would you like to try that?

- MEGA nods and grabs two balls. He tries to dribble them at the same time, unsuccessfully. He begins to slouch and pout.

- ▶▶ Click to show the **Practice with Purpose Poster**.

It's harder than it sounds. But you can't give up. Stephen Curry excels at being a small guard because he can do many things at once better than bigger players can do just one. He's able to do that because he practices with purpose.

- MEGA jumps up and down, claps excitedly, then does the MEGA Point action.

MEGA, that's a great idea.

I can conquer the day when I . . .
practice with purpose.

COACH'S CORNER



Videos and descriptions of Stephen's unorthodox workouts can be found on the Internet.

Not only does Stephen practice his basketball skills, he practices kindness to others by doing a lot of work for the community. He also volunteers with Make-A-Wish and other charities.

→ MEGA bumps his fist against his heart and nods.

If we want to *Conquer the Day* in sports AND in life, we have to practice with purpose in everything we do. That means staying focused on our goals. Keeping our purpose in mind will help us choose to do what is right instead of what is easy. If you all want to practice with purpose so you can *Conquer the Day*, clap four times.

- Let kids clap their hands four times as you count aloud.

Someone very special has a purpose for all of us. But you'll find out more in the Closing Rally. MEGA, will you be back then?

→ MEGA jumps up and down and claps excitedly.

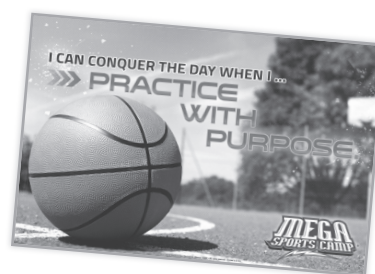
CONCLUSION

Great! But first, we have another Sports Session. Who's ready to play some more sports? (*Group response*). MEGA, will you visit the Sports Sessions so everyone can practice the MEGA Point?

→ MEGA waves excitedly.

Awesome! Follow your coach to your sport. Have fun!

- Dismiss the kids and coaches to Sports Session 3.
- Give each kid a **MEGA Verse Wristband** as they leave.
- Make sure each day that new kids receive a **MEGA Verse Wristband**.



DAY 1

COACH'S CORNER



Encourage kids to wear their **Wristband** every day to camp.

SPORTS SESSION 3



The Head Coaches conduct this session in the various Sports Areas. Instructions are found in the sports playbooks. The Huddle Coaches will assist the Head Coaches and encourage the athletes.


LEADERS	LOCATION
<ul style="list-style-type: none"> Head Coaches Huddle Coaches 	<ul style="list-style-type: none"> ✓ Sports Areas

> CLOSING RALLY

In the Closing Rally, kids hear a Bible story that reinforces today's theme.

DAY 1

RALLY OVERVIEW

TIME	RALLY SEGMENT	KEY PERSONNEL & MEDIA
	ARRIVAL TIME & MUSIC	Rally Coach; Music Coach;  Music & Media DVD , Music CD , or downloaded files*
	WELCOME	Rally Coach
	MEGA VISITS/MEGA QUIZ	MEGA; Rally Coach; Director CD-ROM
	BIBLE STORY	Rally Coach; Director CD-ROM
	RESPONSE TIME/PRAYER	Rally Coach; Director CD-ROM
	CLOSING	MEGA; Rally Coach; Director CD-ROM

YOU WILL NEED

- ☐ **MEGA Sports Camp Conquer the Day Music & Media DVD or Music CD**
- ☐ **MEGA Sports Camp Conquer the Day Director CD-ROM**
- ☐ Long strip of cloth (or homemade slingshot)
- ☐ Foam ball
- ☐ Tennis racket
- ☐ **Sports Flash 1**
- ☐ **Theme Keeper**

GETTING READY

ARRIVAL TIME & MUSIC



- Have the Music Coach onstage and either “Romans 8:37” or “MEGA Sports Camp Song” playing as the kids arrive. Encourage the kids to begin singing as they are seated.

▶▶ When everyone is assembled, lead the following song.

▶ “Romans 8:37”

▶▶ Click to show the **Practice with Purpose Poster**.

NEW RESOURCES



* You may purchase the songs and video segments by downloading them from www.MEGASportsCamp.com

WELCOME

Welcome back! Did you learn something that will help you play your sport better? (*Group response*)

If you had a lot of fun, clap and cheer as loud as you can when I count to three. Are you ready? One, two, three!

- Pause for kids to cheer.

Great job, everyone!



MEGA VISITS

→ MEGA enters and runs onstage.

MEGA! I'm so glad you're back. Did you see the kids playing sports today? (*MEGA nods yes.*) Didn't they all do a great job? (*MEGA nods yes.*) Did they say the MEGA Point? (*MEGA nods yes.*)

→ MEGA does the MEGA Point action.

I think MEGA wants us to say the MEGA Point right now. Let's see how loud we can say it.

**I can conquer the day when I . . .
practice with purpose.**

MEGA! Since the kids have done such a great job learning the MEGA Point, do you think they're ready for a bigger challenge?

→ MEGA nods enthusiastically.



MEGA QUIZ

▶▶ Click to Day 1 MEGA Quiz opening screen.

It's time to *Conquer the Day* in the MEGA Quiz! I've got three quiz questions. Let's see how many you can conquer. Kids, do you think MEGA should play too? (*Group response*).

→ MEGA jumps and claps.

Let's play! There are two possible answers for each question in today's quiz. If you think the first answer is correct, make your best superhero pose. If you think the second answer is correct, bend low and touch your toes. Ready? (*Group response*)

▶▶ Click to Day 1 MEGA Quiz Question 1.

Quiz Question 1: Which sport does Stephen Curry practice with purpose? Show me your answer. (*Group response*)

▶▶ Click to Day 1 MEGA Quiz Question 1 answer.

Basketball is correct! Your superhero poses look great! I'm glad you were listening to our sports story!

▶▶ Click to Day 1 MEGA Quiz Question 2.

Quiz Question 2: Which country did Stephen Curry grow up in? The United States or Canada? Show me your answer. (*Group response*)

▶▶ Click to Day 1 MEGA Quiz Question 2 answer.

The correct answer is both! He lived in both the United States and Canada.

▶▶ Click to Day 1 MEGA Quiz Question 3.

Quiz Question 3: This question is about our Bible story hero, David. He practiced a sport we don't have here at MEGA Sports Camp. If we were going to practice that sport today, which equipment would we use? Show me your answer. *(Group response)*

▶▶ Click to Day 1 MEGA Quiz Question 3 answer.

The right answer is the slingshot. David might have been as good with the slingshot as Stephen Curry is at playing basketball. We'll find out why in our Bible story.

MEGA, thanks for your help. Didn't the kids do a great job?

➔ MEGA nods enthusiastically, then exits before the Bible story.

BIBLE STORY (1 SAMUEL 17)

Kids hear a Bible story about David which reinforces today's MEGA Point.

YOU WILL NEED	GETTING READY
<input type="checkbox"/> Long strip of cloth <input type="checkbox"/> Foam ball <input type="checkbox"/> Tennis racket <input type="checkbox"/> Countdown clock (available on the MEGA Sports Camp Conquer the Day Music & Media DVD and as a download at www.MEGASportsCamp.com)	<input checked="" type="checkbox"/> Practice the songs you plan to sing. <input checked="" type="checkbox"/> Fill one of the trash bags with crumpled newspaper. Hide it behind the boat before the rally begins.

▶▶ Click to show the Bible Story art.

Every day at MEGA Sports Camp, we'll hear a sports story about amazing athletes who have conquered the day, and we'll hear a Bible story. All our Bible stories are about a man named David. The Bible tells us that he was a great man—a king. But that's not how he started out. Today we'll find out how David practiced with purpose. Are you ready to hear the story? *(Group response)*

Great! David was the youngest boy in his family. He had seven older brothers. If you're the youngest in your family, stand up.

- Choose three volunteers from the group standing to come to the stage. Have the rest of the kids be seated.
- Choose one volunteer to represent David, one to be a bear, and one to be a lion. Have the lion and bear stand off stage.

How many of you have to do chores at home? *(Group response)*
 Quickly turn to your neighbor and tell them what chores you do. *(Allow for sharing.)*

Just like you, David had a job to do in his family too. His job was to watch over his family's sheep. He led them to food and water, and protected them from predators. He had a slingshot and a



shepherd's staff for his weapons. David's slingshot didn't look like the slingshot picture in our MEGA Challenge. It looked like this.



Click to show picture of Bible-times style slingshot.

David would take the slingshot and swing it around. At just the right moment, he would turn loose of one side of the slingshot and the rock would fly out. A slingshot like David used is not an easy weapon to use. It takes practice to hit what you aim at.

- Demonstrate the use of the slingshot, by swinging a long strip of cloth such as a scarf or sash with a foam ball in it. (You may wish to locate a video of this type of sling in action. There are several video options on the Internet.)

Let's pretend we are David and practice using our pretend slings.

- Lead the group in pretending to use a slingshot. (See note in sidebar regarding the motions to pantomime.)

Fortunately for David, sheep don't do a lot. What do you think sheep do? (*Allow responses.*) They mostly eat, drink, and sleep. That gave David a lot of time to practice his skills. He practiced playing music with his lyre, which is kind of like a small harp.

- Give the volunteer a tennis racket or other item that resembles a harp. He or she can pretend to play it.

David practiced playing music and singing praises to God. David even wrote some worship songs to God. He must have used that time to talk to God and thank Him for taking care of him. He also probably practiced using his slingshot.

Do you think David ever got bored or frustrated? (*Group response*) Watching the family sheep probably wasn't the coolest job to have, but David used that time to practice with purpose, and it came in handy.

Since we don't have as much time to practice, we will let our David simply throw the ball for the rest of the story. What was David's purpose to practice with his sling? (*Group response*) Let's find out.

One day, while David was watching the sheep, a lion came and tried to carry off one of his lambs.

- Pause while the volunteer representing the lion enters and growls.

David fought off the lion to protect his sheep. The Bible says he struck the lion and killed it.

- Have the volunteer throw the ball at the lion and the lion fall down.

Another time, a bear came and tried to take one of David's sheep.

- Pause while the volunteer representing the bear enters and roars.

SLINGSHOT TECHNIQUE



There are three common ways to sling a stone.

1. The slinger rotates his arm in a circle forward for several circles and then releases the shot as one would release an overhand baseball pitch.
2. The slinger rotates his arm in a circle backwards for several circles and then released the shot as one would release an underhand softball pitch.
3. The slinger swings the loaded sling in a figure 8 out to the side and releases it like one releases an overhand baseball pitch.

And again David fought off the predator. The Bible says he struck the bear and killed it.

- Have the volunteer throw the ball at the bear and the bear fall down.

David had practiced and improved his skills before the lion and the bear showed up to take his sheep. I imagine that he practiced even when he was bored, tired, and frustrated. He focused on his goal: protecting his sheep.

All of David's practice helped him to *Conquer the Day*. David didn't know it when he was out in those fields practicing, but God had an even bigger purpose in mind for him than protecting his sheep.

Later God would use David's skills to help him do great things.

RESPONSE TIME

Huddle Coaches will see who in their group is finding out about Jesus for the first time. Kids will consider how they can practice with purpose.

When David was out in the field with his sheep, he could choose to grumble and complain or he could do his best. David chose to *Conquer the Day*. He used his boring times to improve his skills. Day after day David must have practiced with his sling.

How do you react when you are faced with a choice like David? Do you complain when you have to practice your skills? Or do you use it as an opportunity to get better?

God wants us to *Conquer the Day* as we love and trust Him like David did. David lived out our MEGA Verse. Let's say it together.

▶▶ Click to show the **MEGA Verse Poster**.

- Lead kids in saying the MEGA Verse.
In all these things we are more than conquerors through him who loved us. Romans 8:37

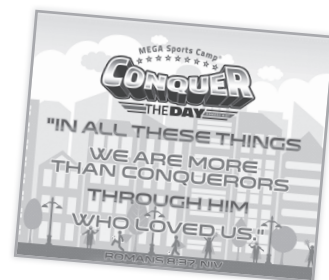
Our MEGA Verse reminds us how much God loves us, and He wants us to choose to love Him back. David chose to do that, and we can too.

Huddle Coaches, have you chosen to love God so much that you want to live for Him? If so, hold out both your arms in front of you and stack both your hands. *(Pause while they do this.)*

Kids, now it's your turn. If you have chosen to love God and want to live for Him, stack your hands. *(Pause while kids do this.)*

If today is the very first time you have heard that God loves you, go and stack your hands on top of your Huddle Coach's hands. *(Pause while kids do this.)* You'll have the opportunity at Sports Camp to learn more about this.

(If there are kids who have not responded, add the following.) If you haven't added your hands to the stack, that may mean you



know who God is, but haven't realized that living for Him is an important choice you can make. You should think about it carefully. Please join your Huddle Group and add your hands on top of the stack. (*Pause while kids do this.*)

PRAYER

God loves every one of us, and He wants to help us to *Conquer the Day*—every day. He will help us practice with purpose as we grow closer to Him. Keep your hands stacked as we pray together.

Dear God, thank You for loving each of us. Thank You for having a purpose in mind for all of us. Help us to follow You and practice with purpose. Help us learn more about Your Son Jesus. Amen.

CLOSING

Okay, keep your hands stacked. Now we're going to wrap up our MEGA Sports Camp time for today. So join me as I count to three. Then, Huddle Coaches, lead your group in shouting, "Conquer the Day" as you throw your hands up into the air. Ready? One. Two. Three. *Conquer the Day!*

→ MEGA enters excitedly then does the MEGA Point action.

▶▶ Click to show the **Practice with Purpose Poster**.

Hey, let's join MEGA. We should clap and celebrate because

I can conquer the day when I . . .
practice with purpose.

MEGA, every single person here can be winners as they *Conquer the Day*, can't they? And I hope every one of them comes back next time. How about you?

→ MEGA nods and smiles.

As you leave today, you'll get today's **Theme Keeper**. Plus you'll get the first **Sports Flash**. Remember to do the activities inside and bring back the "I Did It!" slip next time, so you can enter the drawing for a prize.

- Show **Sports Flash 1** and point out the slip kids need to return.

Great job, everyone! Thanks for a great day at our MEGA Sports Camp event. Good-bye!

→ MEGA waves good-bye too.

- Give a copy of **Sports Flash 1** and a **Theme Keeper** to each kid.

COACH'S CORNER



Verify the sign-out procedure for kids with the Director.



COACH'S CORNER



Play the "MEGA Sports Camp Song" as the kids leave for the day.