



GOOD
VIBES
ONLY



RALLY GUIDE

RALLY GUIDE

***GOOD
VIBES
ONLY***





CONTENTS

Welcome	3
<i>Good Vibes Only</i> Overview	4
<i>Good Vibes Only</i> Schedule	5
What Does a Rally Coach Do?	6
How Does a Rally Coach Prepare?	8
Helping Kids Enjoy the Rallies.	10
MEGA Fan—A New Mascot	11
Rally Time Details	12
Rally Time Checklist	13
Effective Evangelism	14
<i>Good Vibes Only</i> Resources	15
DAY 1	
I Am Valuable	16
DAY 2	
I Am Influential	30
DAY 3	
I Am Brave.	42
DAY 4	
I Am Encouraging	56
DAY 5	
I Am Selfless	72
MEGA Celebration.	88



MEGA Sports Camp® ministry began as a summer missionary program coordinated by Tim Conrad, founder and president of Uncharted Waters Sports Ministry. Each summer for over two decades, Uncharted Waters staff and summer interns have brought great sports camps to churches across the United States and throughout the world.

It is our prayer that you experience ministry and outreach success as you host a MEGA Sports Camp outreach in your setting.

MEGA Sports Camp® is a registered trademark of My Healthy Church.

© 2022 by Salubris Resources, 1445 N. Boonville Ave., Springfield, Missouri 65802. All rights reserved. Except for individual camp use of specified reproducible pages and brief quotations used in connection with reviews in magazines or newspapers, no part of this book may be reproduced, stored in a retrieval system, or transmitted in any form or by any means—electronic, mechanical, photocopy, recording, or otherwise—without prior written permission of the copyright owner.

Scripture quotations are taken from the Holy Bible, New Living Translation, copyright © 1996, 2004, 2015 by Tyndale House Foundation. Used by permission of Tyndale House Publishers, Carol Stream, Illinois 60188. All rights reserved.

02-0772

ISBN: 978-1-68067-242-8

Printed in United States of America

W E L C O M E

GOOD VIBES ONLY

THANK YOU FOR BEING PART OF A MEGA SPORTS CAMP EVENT!

Hi there, Rally Coach! We're excited to share the latest MEGA Sports Camp outreach with you. Thanks to great feedback from the field, our program is better than ever. Your Rally Times will be interactive and super fun, with new spotlight videos from Coach Dave and real kids from Miami, catchy songs, exciting games, and dynamic stories about Jesus' time on earth.

As Rally Coach, you have one of the most impactful roles at your MEGA Sports Camp outreach: presenting the gospel during the Day 4 Closing Rally. You'll guide the Huddle Coaches and kids using the **Salvation Share Square**, so make sure every Huddle Coach has one for Day 4. Sharing the good news of Jesus and praying with kids to receive Him as their Savior is often the highlight of MEGA Sports Camp events.

We pray God will use your team in a powerful way as you share His love with the kids and families in your church and community!

MEGA SPORTS CAMP TEAM

We love getting feedback from you! From theme ideas to tips on what works and what doesn't, your insights help make MEGA Sports Camp effective. When your camp is over, please complete the survey at MEGASportsCamp.com/survey.

GOOD VIBES ONLY OVERVIEW

We're redefining the phrase *Good Vibes Only*! It's a popular expression with kids, and athletes often use it to describe the positive influence they want to exert and surround themselves with. But kids at your MEGA Sports Camp outreach will discover *Good Vibes Only* means they can have a positive influence on others because their confidence comes from God. Through Him, they are **Valuable, Influential, Brave, Encouraging, and Selfless!**

MEGA VERSE

Do not throw away this confident trust in the Lord. Remember the great reward it brings you!
Hebrews 10:35

MEGA Sports Camp *Good Vibes Only* is designed to highlight sports in a major city, teaching kids about sports and faith in a unique part of the world. Your camp can join us on the journey to Miami by creating theme decorations, integrating video content, and introducing fun cultural experiences.

Just like running onto the court or field, traveling big city streets can be intense. You're surrounded by loud noises, bright lights, and unfamiliar people—but pushing through the challenges around every corner is how you develop grit! It's the same in sports: When you face every hurdle head-on and fight hard—knowing God's got your back—you build the confidence you need to make it anywhere. Confidence based on God's strength can't be shaken. It's *Good Vibes Only*!

DAY	MEGA POINT	BIBLE STORY	SPORTS STORY
1	I am valuable.	Jesus welcomes the little children (Matthew 19:13–15)	Emma Raducanu wins the U.S. Open women's singles title at age eighteen.
2	I am influential.	Jesus calls His disciples (Mark 1:16–20)	Pat Maroon wins three Stanley Cups with two teams.
3	I am brave.	Jesus heals Bartimaeus (Mark 10:46–52)	The Atlanta Braves win the 2021 World Series.
4	I am encouraging.	Jesus comes back to life (Matthew 28:5–8)	Marcus Rashford encourages a nation in need.
5	I am selfless.	Jesus tells a story about a selfless Samaritan (Luke 10:25–37)	Brittany Bowe gives up her spot at the Olympics.

GOOD VIBES ONLY SCHEDULE

SESSION	TIME	LENGTH	LOCATION	LEADER
OPENING RALLY		20 min.	Rally Zone	Rally Coach
SPORTS SESSION 1		30 min.	Sports Areas	Head Coaches
COACH HUDDLE		10 min.	Sports Areas	Huddle Coaches
SPORTS SESSION 2		30 min.	Sports Areas	Head Coaches
HALFTIME SNACKS		10 min.	Concession Stand	Snack Coach
HALFTIME RALLY		15 min.	Rally Zone	Rally Coach
SPORTS SESSION 3		30 min.	Sports Areas	Head Coaches
CLOSING RALLY		20 min.	Rally Zone	Rally Coach

- » Alternate schedules for one-day or ten-day camps are located in the *Director Guide*.
- » On the last day of camp, the Director may choose to invite parents to Sports Session 3 and the Closing Rally.
- » If your camp offers Cheerleading, plan to have those athletes perform during the last day's Closing Rally.

WHAT DOES A RALLY COACH DO?

A RALLY COACH HAS FUN

Above all, be positive! Through your MEGA Sports Camp outreach, you have an amazing opportunity to impact the lives of kids and families in your church and community. So have fun and show the athletes attending your camp what it looks like to live in the love and joy of the Lord!

A RALLY COACH LEADS THE RALLY TEAM

One of the best parts of any MEGA Sports Camp outreach is working with a team of fellow believers. As the one who coordinates the rally times, you will work closely with your Rally Team:

- **Camp Director.** You'll coordinate with the Camp Director on every aspect of rally times. If your camp is small, you may be filling both roles.
- **Music Coach.** The worship portion of your rally times will be coordinated by the Music Coach.
- **MEGA Fan.** This expanded role will keep the kids entertained and engaged. He or she will also help them learn the MEGA Verse (see page 11).
- **Huddle Coaches.** As small group leaders, Huddle Coaches sit with their groups during rallies and help kids stay focused. They also lead their groups during the Response Times in the Closing Rallies. Make sure they are especially prepared for Day 4, when the salvation message is presented.
- **Production Assistant.** The Production Assistant runs your sound system and media equipment. Be sure he or she has an order of service for each rally.
- **Prayer Coach.** The Prayer Coach mobilizes people to pray for your outreach and is available to pray with kids as needed..

COACH'S CORNER



There are three Rally Times each day: Opening Rally, Halftime Rally, and Closing Rally. During Rally Times, all kids and coaches gather in one large group for interactive games, worship, and teaching.

COACH'S CORNER



Plan on having at least one informational meeting with your team before camp starts, so they will know what to expect.

A RALLY COACH LEADS THE OPENING RALLY

Each day starts with high-energy songs and a warm welcome. This *Rally Guide* includes scripts and song suggestions. After the Coach Dave Spotlight Video introduces the daily MEGA Point, the Opening Rally includes awards and prizes, a physical warm-up, and prayer. Then athletes dismiss to participate in the first two Sports Sessions and a Coach Huddle.

A RALLY COACH LEADS THE HALFTIME RALLY

After kids visit the Concession Stand for halftime snacks, you'll welcome them back to the Rally Zone with more high-energy music. Then they'll play a game and you'll present the daily sports story to help the MEGA Point take hold in their hearts. Kids will watch a video featuring Miami kids talking about the MEGA Point before going to the third and final Sports Session of the day.

A RALLY COACH LEADS THE CLOSING RALLY

When the kids meet back at the Rally Zone, it's time for the Closing Rally. Kids will learn about the MEGA Mission and experience an interactive Bible story. Each Bible story concludes with a Response Time to challenge kids to apply what they've learned during the day. On Day 4, the Response Time includes a presentation of the steps to salvation and kids are invited to follow Jesus.



HOW DOES A RALLY COACH PREPARE?

A RALLY COACH PLANS AHEAD

This *Rally Guide* includes all the information you need to lead effective rallies at MEGA Sports Camp. After reading the entire *Rally Guide*, here are a few more planning steps:

- ❑ **Check out the Rally Zone location.** Keep this setting in mind as you plan each day's activities.
- ❑ **Connect with the Music Coach** to plan the worship portion of your rally times. Ask the Camp Director to print a *Rally Guide* (available on the **Flash Drive**) for the Music Coach, or share the song order from your guide. Ask the Camp Director for the music so you and the Music Coach can learn the songs.
- ❑ **Attend the Volunteer Training** led by your Director. Meet the Head Coaches and Huddle Coaches who will help during the rally times.
- ❑ **Connect with MEGA Fan** to plan and practice your interactions. Ask the Camp Director to print or buy a *Rally Guide* for MEGA Fan.
- ❑ **Gather materials you'll need for each rally.** Details are provided in each day's instructions, and we've included a master checklist on page 13.
- ❑ **Practice the sports stories and Bible stories** so you won't have to read them word-for-word. The better you know the material, the more fluid your presentation will be.
- ❑ **Some Rally Coaches choose to delegate**, asking Huddle Coaches or Head Coaches to tell the stories or lead other parts of rally times. If so, provide copies of the pages your helpers will need and check in with them the day before their presentation to make sure they are ready.

A RALLY COACH PRAYS

- ❑ **Pray for each rally time**, but especially for the Closing Rally on Day 4 when you will share the salvation message.
- ❑ **Ask the Prayer Coach to form a prayer team** to pray that God will touch the hearts of the kids who attend. Share any specific requests with the Prayer Coach and take time to pray with the entire prayer team.





A RALLY COACH IS READY

- ❑ Arrive early enough to prepare before the rallies begin.
- ❑ Be ready to step in if a volunteer can't fulfill their role.
- ❑ Have fun greeting kids, and get them involved quickly. One idea is to have the Music Coach lead songs as the kids arrive.
- ❑ Be enthusiastic, and keep the rallies fun and lively.

A RALLY COACH PRESENTS

Here are some ways you can sharpen your skills as a presenter:

- ❑ Pray and ask God to help you teach the kids about Jesus.
- ❑ Practice the stories and activities to make sure they flow smoothly. You know your kids best, so adapt the order or content of Rally Times as needed to engage kids effectively.
- ❑ Keep presentations short and to the point. Kids will tune you out if you talk too long.
- ❑ Move around when presenting. Use your voice, facial expressions, and gestures to make the story more interesting.
- ❑ Make eye contact with kids as you talk. This helps you gauge how well they are paying attention and adjust as needed.
- ❑ Involve the kids in the story, helping them use their imaginations to experience the story through sight, sound, touch, smell, and even taste.
- ❑ If kids begin to lose interest in what you're saying, make a **loud noise**, speak in a **soft voice**, or make an **unexpected motion** to regain their attention. You can also say kids' names to get their attention as you tell stories or give instructions.

COACH'S CORNER



Teaching the kids these simple signals improves Rally Time:

1. When the whistle blows twice, stop what you're doing and get quiet.
2. One whistle blast signals the beginning of an activity.

Rally Coach

COACH'S CORNER



Worship and praise are an integral part of any MEGA Sports Camp outreach. Give these energetic kids the opportunity to learn meaningful songs with actions to help them remember long after camp is over.

Here are songs on the Flash Drive you can try:

- "Unbelievable"
- "Children of the Light"
- "Faith Will Be My Eyes"
- "MEGA Verse Song" (Hebrews 10:35-36)

HELPING KIDS ENJOY THE RALLIES

LET KIDS MAKE THEIR OWN DISCOVERIES

Instead of telling kids exactly how they can be like a sports hero or Bible character, help them imagine and experience the details of that person's life. Their lives are more likely to be changed when kids make their own discoveries and choose to act on them.

KEEPS KIDS ENGAGED

As you prepare for each day's activities, notice the theme that runs from the Opening Rally all the way through the Closing Rally. Do your best to relate the theme to the kids and keep it in front of them throughout the day.

We've designed the rally times with games and audience interaction that will keep all kids involved. Encourage Huddle Coaches to show excitement, lead kids to connect with Jesus during the Response Times, and make the most of their interactive Huddle Group times.

MAXIMIZE INVOLVEMENT

Rallies need to keep all kids involved. That's one reason Huddle Groups should sit together during rallies. Of course, relationship building is another great reason for Huddle Groups to sit together.



MEGA FAN — A NEW MASCOT!

MEGA Fan is a fun mascot kids will love! This person's primary role is to get kids to review the MEGA Verse in a fun and kid-friendly way. MEGA Fan is the kids' biggest fan!

WHO SHOULD BE MEGA FAN?

Find someone in your church who loves to clown around and enjoys being in front of groups. This person should always be excited and encouraging. He or she will need to memorize lines and get creative to help kids learn the MEGA Verse.

WHAT DOES MEGA FAN WEAR?

Anything a MEGA sports fan would wear! Go simple with #1 Fan taped on a T-shirt, or go all-out with Miami sports team apparel, a foam finger, a giant hat, or goofy clothes or athletic gear.

WHAT DOES THE MEGA FAN DO?

MEGA Fan will help kids learn the MEGA Verse during a skit in each day's Closing Rally and keep kids engaged all day. Encourage MEGA Fan to roam during registration, Sports Sessions, and Coach Huddles to entertain and help kids practice the MEGA Verse. Print or purchase a copy of the *Rally Guide* for MEGA Fan, and note the suggestions included in each session.

WHEN WILL MEGA FAN APPEAR?

This *Rally Guide* includes suggestions and scripts for introducing MEGA Fan to the kids and adding fun to the rallies. But encourage MEGA Fan to greet kids at registration, move throughout the camp during the day, and even be available for fun photos.

IS THERE ANY TIME MEGA FAN SHOULD NOT APPEAR?

Yes, MEGA Fan should exit during the Response Times in each day's Closing Rally—especially when the salvation message is presented on Day 4. During Bible stories and prayer, we recommend that MEGA Fan stays out of sight, so the kids aren't distracted from connecting with God and His Word.

We can't wait to see your MEGA Fan! Share photos on the MEGA Sports Camp Facebook page: www.facebook.com/megasportscamp.



RALLY TIME DETAILS

FROM THE FIELD



Praise and worship time was awesome. Seeing 200 people giving praise to the Lord—totally involved.

Director

HERE'S WHAT YOU'LL NEED IN EVERY RALLY

- PowerPoint® presentations from the **Flash Drive**
- Sound system
- Computer or DVD player
- TV or projector and screen

POWERPOINT® PRESENTATIONS

The **Flash Drive** includes all the files you need for a complete media experience at MEGA Sports Camp. Five all-inclusive PowerPoint® presentations provide audio, visual, and video lineups, including embedded music and Spotlight Videos. Your Production Assistant can simply click through the presentations in rally order.

Short on volunteers? Use the **Flash Drive** files and a portable electronic device connected to your screen and manage the PowerPoint® presentations yourself.

Each rally time is mapped out for you in this *Rally Guide*! Slide and video thumbnails are included in the margins of each page to make the rally times easy for the Production Assistant.

If you prefer using your church's presentation software instead of PowerPoint®, all media files are also available in stand-alone formats.

COACH DAVE SPOTLIGHT & MEGA KID VIDEOS

Each PowerPoint® presentation starts with the Opening Rally that kicks off with the Coach Dave Spotlight Video, introducing the day's MEGA Point. Then in the Halftime Rally, kids will watch a MEGA Kid Spotlight Video, featuring Miami kids talking about the MEGA Point.

WARM-UP SONG

Warm-up exercises are necessary before the Sports Sessions begin, but they can sometimes be boring. Well, the “MEGA Sports Camp Warm-Up Song” is just what you need to make warm-ups fun! This engaging video (available on the **Flash Drive**) will help your kids avoid strained muscles and warm up their attitudes too!

MEGA MUSIC

Music videos are provided in two formats: Music Actions or Sing-Along Lyrics. Feel free to personalize music time by adding worship songs your kids love.

RALLY TIME CHECKLIST

DAY 1
I AM
VALUABLE

DAY 2
I AM
INFLUENTIAL

DAY 1
I AM
BRAVE

DAY 1
I AM
ENCOURAGING

DAY 1
I AM
SELFLESS

OPENING RALLY

- | | | | | |
|--|---|---|---|---|
| <input type="checkbox"/> Flash Drive | <input type="checkbox"/> Flash Drive | <input type="checkbox"/> Flash Drive | <input type="checkbox"/> Flash Drive | <input type="checkbox"/> Flash Drive |
| <input type="checkbox"/> Day 1 <i>Sports Flash</i> | <input type="checkbox"/> Container of returned "I Did It" slips | <input type="checkbox"/> Container of returned "I Did It" slips | <input type="checkbox"/> Container of returned "I Did It" slips | <input type="checkbox"/> Container of returned "I Did It" slips |
| <input type="checkbox"/> "I Did It" slip | <input type="checkbox"/> Prize(s) | <input type="checkbox"/> Prize(s) | <input type="checkbox"/> Prize(s) | <input type="checkbox"/> Prize(s) |
| <input type="checkbox"/> Prize Item(s) you've chosen | <input type="checkbox"/> Offering containers | <input type="checkbox"/> Offering containers | <input type="checkbox"/> Offering containers | <input type="checkbox"/> Offering containers |
| <input type="checkbox"/> Day 1 Theme Keeper Buttons | | <input type="checkbox"/> MEGA Verse Wristbands , 1 per kid | | |

HALFTIME RALLY

- | | | | | |
|--|--|--|---|--|
| <input type="checkbox"/> Flash Drive | <input type="checkbox"/> Flash Drive | <input type="checkbox"/> Flash Drive | <input type="checkbox"/> Flash Drive | <input type="checkbox"/> Flash Drive |
| <input type="checkbox"/> Blocks or interlocking blocks | <input type="checkbox"/> Pool noodles 1 per kid | <input type="checkbox"/> Copy paper, 3 sheets per team | <input type="checkbox"/> 5 or 6 pictures of grocery items with points written on each picture | <input type="checkbox"/> Baskets or boxes for each relay item |
| <input type="checkbox"/> Smartphone or timer | <input type="checkbox"/> Medium foam balls or rolled-up socks, 3 per kid volunteer | <input type="checkbox"/> Markers | <input type="checkbox"/> 5 or 6 boxes of different sizes | <input type="checkbox"/> Washcloth, 1 per sport |
| <input type="checkbox"/> Crisp \$5 bill | <input type="checkbox"/> Plastic milk crates or boxes | <input type="checkbox"/> Tape | <input type="checkbox"/> Tape | <input type="checkbox"/> Water bottle, 1 per sport |
| <input type="checkbox"/> Old \$5 bill | <input type="checkbox"/> 1 or 2 chocolate doughnuts | <input type="checkbox"/> Timer or countdown video | <input type="checkbox"/> 3 beanbags per team (or reuse for each team) | <input type="checkbox"/> Can of vegetables |
| | <input type="checkbox"/> Powdered sugar doughnut | <input type="checkbox"/> Large items for obstacle course | <input type="checkbox"/> Funnel | <input type="checkbox"/> Bag of coins |
| | <input type="checkbox"/> Plastic food storage bag | <input type="checkbox"/> Small, soft items for obstacle course | <input type="checkbox"/> ½ cup hydrogen peroxide | <input type="checkbox"/> Chocolate chip cookies, 1 per kid volunteer |
| | | <input type="checkbox"/> Blindfold | <input type="checkbox"/> 1-liter clear plastic bottle | |
| | | | <input type="checkbox"/> 1 tablespoon liquid dishwashing soap | |
| | | | <input type="checkbox"/> 8 drops food coloring | |
| | | | <input type="checkbox"/> 1.25-ounce package dry yeast | |
| | | | <input type="checkbox"/> 3 tablespoons water | |
| | | | <input type="checkbox"/> Small cup for mixing | |
| | | | <input type="checkbox"/> 9 x 13-inch cake pan | |
| | | | <input type="checkbox"/> Table | |

CLOSING RALLY

- | | | | | |
|--|--|--|---|---|
| <input type="checkbox"/> Flash Drive | <input type="checkbox"/> Flash Drive | <input type="checkbox"/> Flash Drive | <input type="checkbox"/> Flash Drive | <input type="checkbox"/> Flash Drive |
| <input type="checkbox"/> Bible | <input type="checkbox"/> Bible | <input type="checkbox"/> Bible | <input type="checkbox"/> Bible | <input type="checkbox"/> Bible |
| <input type="checkbox"/> Visual for MEGA Mission Goal | <input type="checkbox"/> Visual for MEGA Mission Goal | <input type="checkbox"/> Visual for MEGA Mission Goal | <input type="checkbox"/> Visual for MEGA Mission Goal | <input type="checkbox"/> Visual for MEGA Mission Goal |
| <input type="checkbox"/> Day 1 <i>Sports Flash</i> | <input type="checkbox"/> Day 2 <i>Sports Flash</i> | <input type="checkbox"/> Day 3 <i>Sports Flash</i> , and <i>Parent Edition</i> | <input type="checkbox"/> Salvation Share Square , 1 per Huddle Coach | <input type="checkbox"/> Certificates printed from the Flash Drive , 1 per kid |
| <input type="checkbox"/> Day 1 Theme Keeper Buttons | <input type="checkbox"/> Day 2 Theme Keeper Buttons | <input type="checkbox"/> Day 3 Theme Keeper Buttons | <input type="checkbox"/> Day 4 <i>Sports Flash</i> | <input type="checkbox"/> Day 5 <i>Sports Flash</i> |
| | | | <input type="checkbox"/> Day 4 Theme Keeper Buttons | <input type="checkbox"/> Day 5 Theme Keeper Buttons |
| | | | <input type="checkbox"/> Decision Cards from the Flash Drive | |

EFFECTIVE EVANGELISM

Sports fun is great, but true success at a MEGA Sports Camp outreach happens when God changes a kid's life. Your goal as Rally Coach is to see as many kids as possible accept Jesus as Savior. The Day 4 Closing Rally is designed to present the salvation message, but here are four keys to clearly convey that message to kids at any time:

- **Proclaim.** Every day you'll share a Bible story and Huddle Coaches will talk about what God has done in their life. But, proclamation isn't the only key, because it's too easy to **hear** and **forget**.
- **Demonstrate.** All coaches can reflect Christ and demonstrate the message of the gospel through their actions. Watching adults model Christlike behavior helps kids **see** and **remember**.
- **Experience.** At a MEGA Sports Camp outreach, kids get to hear, see, and feel the Christian faith come alive. They'll also be challenged during Rally Times to build biblical character traits that will help them in sports and in life. This experiential learning helps kids both **do** and **understand**.
- **Commit.** Every kid gets the opportunity to make a life-changing commitment to Jesus, and about 20 percent typically accept Him as Savior. These kids discovered **why** they need Jesus and choose to **commit** their life to Him.

COACH'S CORNER



Many kids want to take a **Salvation Share Square** home with them. It's a great way for kids to tell their friends about their relationship with Jesus. Consider making them available in your MEGA Sports Camp Store.



PRESENTING THE GOSPEL MESSAGE

During the Closing Rally on Day 4, kids gather in their Huddle Groups and watch as their Huddle Coaches explain the gospel message using the **Salvation Share Square**. It's a good idea to train a few leaders to respond to kids who accept Jesus by:

1. Immediately reviewing the steps of salvation to make sure kids understand the decision they have made.
2. Completing a Decision Card (available on the **Flash Drive**) so the Director and Follow-Up Coach have all the information they need for follow-up.
3. Providing kids with a copy of *Now What? for Kids: Salvation* booklet to get them started on their discipleship journey.
4. Inviting these kids and their families to church next Sunday.

Consider providing Salvation Celebration Certificates (available on the **Flash Drive**) to commemorate the most exciting day of these kids' lives—the day they decided to follow Jesus!

GOOD VIBES ONLY RESOURCES



Good Vibes Only Coach Huddle Guide

Includes everything Huddle Coaches need to lead small group times; order one per Huddle Coach



Good Vibes Only & MEGA Sports Camp T-Shirts

All kids at MEGA Sports Camp outreaches need their own MEGA Sports Camp T-shirt! Emphasize the Good Vibes Only theme or choose a MEGA Sports Camp T-Shirt in lime green or tropical blue.

Foam Finger

A fun giveaway to reward kids



Water Bottle

Help kids stay hydrated throughout camp.



Good Vibes Only Sports Flash

These daily take-home newspapers reinforce the rally activities and Coach Huddle Time.



Good Vibes Only Digital Flash Drive

Includes the media you need for rallies, such as songs, lyrics videos, music action videos, Coach Dave Spotlights, and MEGA Kid videos.

Good Vibes Only MEGA Verse Wristband

Help kids remember the MEGA Verse long after camp.




Now What? for Kids: Salvation

Gives kids the answers about salvation they need in a format they'll understand using Bible readings and questions to pique kids' interest



Good Vibes Only Theme Keeper Buttons

These fun collectibles help kids remember the MEGA Points.



Salvation Share Square

Used in each Huddle Group to share the good news of Jesus with the kids; order at least one per Huddle Group.

DAY 1

MEGA POINT



I am valuable.

MEGA VERSE



**Do not throw away
this confident
trust in the Lord.
Remember the
great reward it
brings you!
Hebrews 10:35, NLT**

BIBLE STORY



**Jesus Welcomes
the Little Children
Matthew 19:13–15**

SPORTS STORY



**Emma Raducanu
wins the U.S. Open
women's singles title
at age eighteen.**

TODAY'S FOCUS

Kids will discover how important they are to God and other people. The Bible story shows how Jesus made time for even the youngest children, while the sports story empowers kids to tackle big challenges now instead of waiting until they grow up. It also shows kids that their value on a sports team is not dependent on always winning, but on always doing their best.

OVERVIEW

Today you will help kids grasp the idea that they are valuable to Jesus. Because of that, they are also valuable to those around them and society in general.

Some of the kids at your camp may have never felt valued and appreciated. Or maybe they think their value is based on their appearance, intelligence, athletic skill, or possessions. In today's Opening Rally, Coach Dave will illustrate the MEGA Point: I am valuable. Kids will think about how valuable they are just because of *who* they are—individuals created by the God of the universe.

During the Halftime Rally, you'll introduce the kids to Emma Raducanu, a young tennis player who went from being almost unknown to winning the U.S. Open (one of the four Grand Slam tournaments) at the age of eighteen. The kids will also meet our first MEGA Kid from Miami—a baseball player named Liam.

The highlight of the Closing Rally is today's Bible story, which shows kids that Jesus values each one of them. Even when other people might treat them like they're not that important, Jesus cares about them and wants to be part of their life. He wants them to spend time with Him and get to know Him as a Friend. This kind of relationship with Jesus gives kids a sense of value. And when they know their own value and their confidence comes from Jesus, they can have a positive influence on others. It's *Good Vibes Only!*

OPENING RALLY



RALLY SEGMENT	PERSONNEL NEEDED
WELCOME	Rally Coach, Music Coach
COACH DAVE SPOTLIGHT VIDEO	Rally Coach
MEGA FAN SKIT	MEGA Fan, Rally Coach
AWARDS, MEET THE COACHES, WARM-UP	Rally Coach, Head Coaches
PRAYER	Rally Coach
YOU WILL NEED	GETTING READY
<ul style="list-style-type: none"> <input type="checkbox"/> Flash Drive <input type="checkbox"/> Day 1 <i>Sports Flash</i> <input type="checkbox"/> "I Did It" slip <input type="checkbox"/> Prize Item(s) you've chosen <input type="checkbox"/> Day 1 Theme Keeper Buttons 	<ul style="list-style-type: none"> <input type="checkbox"/> Practice the songs you plan to sing. <input type="checkbox"/> Read through the Opening Rally so you are comfortable sharing with the kids. <input type="checkbox"/> Print the Rally Guide pages from the Flash Drive for MEGA Fan to review. <input type="checkbox"/> Run through the order of service with the Production Assistant and communicate any changes to the schedule.

WELCOME

- Have fun music playing as the kids arrive.
- Display the Opening Rally Slide.

Welcome to our first MEGA Sports Camp rally! If you're excited to be here, wave your hands in the air! (*Group response. Wave your hands to show your excitement.*) It's so great to see you all. We're going to play some sports this week and maybe learn some new skills. Are you ready for that? (*Group response*) I know I am!

Between Sports Sessions, we'll come together for large group rallies like this. And we'll hear a lot about our theme: Good Vibes Only! Who's heard that phrase before? (*Group response*) We're going to find out that "Good Vibes Only" means we can have a positive influence on others. Why? Because our friendship with Jesus gives us confidence.

Who's ready to get MEGA Sports Camp started? Let me know by shouting, "Good Vibes Only!" (*Group response*)


- Invite the Music Coach to the stage to lead the song.
- Play the "MEGA Sports Camp Song" Video.



COACH'S CORNER

For the scripts in this *Rally Guide*, words to be spoken aloud are in boldface type.





COACH DAVE SPOTLIGHT VIDEO

- Display the Coach Dave Spotlight Slide.

Today at MEGA Sports Camp, we're going to talk about being valuable. Did you know that each one of you is valuable? (*Group response*) You are! Let's meet Coach Dave and find out what he has to say about that.

- Play the Day 1 Coach Dave Spotlight Video.
- Display the Day 1 MEGA Point Slide.

Raise your hand if you've ever played on a team, either at school or at a rec center. (*Allow responses.*) Did you have someone who came to your games to cheer you on? Someone who clapped for you and yelled your name and encouraged you—even if you had a bad game? Who thinks they know what that person would be called? Shout out your answer! (*Group response*) I think I heard it. They would be your MEGA fan!

Today we're going to hear about a tennis player who won a big tournament and had lots of people wanting to be her MEGA fan. But then she struggled to win again. Some of her fans started doubting her, but she never gave up on herself. She knew she was valuable no matter what!

COACH'S CORNER



Have MEGA Fan enter chanting a sports-related cheer to encourage kids to join in.

MEGA FAN SKIT

- MEGA Fan runs onstage in costume. MEGA Fan jumps around energetically—like the most excited fans at a football or soccer game.

RALLY COACH: Kids, this is MEGA Fan—our MEGA Sports Camp mascot! Let's make some noise and welcome him/her to our rally! (*Lead the kids in applause and cheering for MEGA Fan.*) MEGA Fan, we're so excited to have you join us today. You really know how to bring the energy!

MEGA FAN: (*with enthusiasm and over-the-top energy*) You know it! Hey there, everybody! I can't wait to cheer for you all. I've been waiting hours and days and weeks and months for you to get here. And now that it's finally time for MEGA Sports Camp, I'm so excited to see you. (*MEGA Fan does some high-energy, silly cheerleading moves while yelling in excitement.*) When you work hard and take care of your teammates at MEGA Sports Camp, I'll be there to cheer you on!

RALLY COACH: Wow! Those are some impressive moves, MEGA Fan! So are you saying the kids might see you roaming around our Sports Sessions this week?

MEGA FAN: That's right! You never know when I might show up and . . . (emphasizing the next three words with cheerleading jumps)

Cheer! You! On! I'm your biggest fan!

RALLY COACH: I think you might be right about that! Thanks for stopping by, MEGA Fan. We'll see you later, right?

MEGA FAN: (spelling out "yes" and emphasizing each letter with silly cheerleading moves) Y! E! S! See you all soon! (runs offstage)

RALLY COACH: Let's all say, "See you later, MEGA Fan!"
(Group response) (MEGA Fan exits.)

AWARDS

- Display the Awards Slide.

Wow! MEGA Fan is so much fun! Another way we'll have fun at MEGA Sports Camp is with awards. Do you like awards and prizes? (Group response) Me too! Here's how it works. Every day, you'll get a *Sports Flash* filled with fun activities.

- Hold up the Day 1 *Sports Flash*.

If you try to do the activities at home and bring back the "I Did It!" slip, your name will be entered in a special drawing.

- Show the kids how to tear off the "I Did It" slip, and then hold it up so they can see it clearly.

Every day we'll give away special prizes if we draw your name, so remember to bring back your "I Did It!" slips.

- Hold up and quickly describe the items you've chosen as prizes. (The **Water Bottle** or **Sunglasses** from your kit make great prizes. More options are available at www.MyHealthyChurch.com.)

Wave your hand if you like to collect things. (Group response) Very cool! Every day you come to MEGA Sports Camp, you'll get a new Theme Keeper Button. When you collect them all, you'll have a reminder of all five MEGA Points from the camp.

- Show a Day 1 Theme Keeper Button.

MEET THE COACHES

Who's ready for your first Sports Session? (Group response) Excellent! Right before we head out, let's meet our Head Coaches. They'll be leading the super fun Sports Sessions every day and teaching you all kinds of new skills.

- Call the Head Coaches to the front, grouped by sport. Introduce each coach.

WARM-UP

It's almost time to head out to the first Sports Session, but first we need to warm up. Everybody, stand up and get ready to move!





- Play the “MEGA Sports Camp Warm-Up Song” video. Have the Head Coaches lead the warm-ups.
- Display the Good Vibes Only Slide.

Great job warming up!

PRAYER

Now, let’s pray and ask Jesus to be with us today.

Dear Jesus, thank You for bringing each one of these kids to MEGA Sports Camp today. Every single kid is valuable to You and to us. Help everyone stay safe and have fun while we play. Help us listen carefully to our coaches as they show us how to become better athletes. Amen.

- Dismiss the kids to go to Sports Session 1.
- To add some extra fun to the dismissal, have kids chant their team name as they exit.

COACH’S CORNER



MEGA Fan should be off-stage during all prayers to avoid distracting the kids.

SPORTS SESSION 1

The Head Coaches conduct this session in the Sports Areas. Instructions are found in the sports playbooks. The Huddle Coaches will assist the Head Coaches and encourage the athletes.



COACH HUDDLE

Coach Huddle is held in the Sports Areas. The Huddle Coaches lead this discussion time with their kids. The Coach Huddle Guide provides the Huddle Coaches with direction.



SPORTS SESSION 2

The Head Coaches conduct this session in the Sports Areas. Instructions are found in the sports playbooks.



HALFTIME SNACK

Let the kids take a break and finish their snacks before they gather for the Halftime Rally.



HALFTIME RALLY



RALLY SEGMENT	PERSONNEL NEEDED
WELCOME	Rally Coach, Music Coach
GAME	Rally Coach, MEGA Fan
SPORTS STORY, OBJECT LESSON	Rally Coach
MEGA KID SPOTLIGHT VIDEO	Rally Coach
CONCLUSION	Rally Coach
YOU WILL NEED	GETTING READY
<ul style="list-style-type: none"> <input type="checkbox"/> Flash Drive <input type="checkbox"/> Blocks or interlocking blocks <input type="checkbox"/> Smartphone or timer <input type="checkbox"/> Crisp \$5 bill <input type="checkbox"/> Old \$5 bill 	<ul style="list-style-type: none"> <input type="checkbox"/> Practice the song(s) you plan to sing. <input type="checkbox"/> Read through the Halftime Rally so you are comfortable sharing with the kids. <input type="checkbox"/> Tell the Head Coaches to choose a kid from their sport for the Game. <input type="checkbox"/> Run through the order of service with the Production Assistant and communicate any changes to the schedule.

WELCOME

- Transition from snack time by playing the “MEGA Sports Camp Song” to announce the beginning of the Halftime Rally. Encourage the kids to begin singing as soon as they arrive.
- Display the Halftime Rally Slide.

If you’re having fun, cheer as loud as you can! (Group response)
Who’s already learned a new skill? (Group response) Way to go!

- Display the Good Vibes Only Slide.

GAME

- Have each Head Coach send a kid volunteer to the front.

Wave at me if you’ve ever heard of the big city named Miami. (Group response) Miami’s a huge city right on the beach in Florida. It’s a beautiful and colorful place with great music, sports, food, and lots of super tall, high-rise buildings! There’s a park in Miami where kids come to build things with huge interlocking blocks—like giant LEGOs! Doesn’t that sound like fun? (Group response)

Okay, now raise your hand if you know what a skyline is. (Group response) A skyline is the outline of a bunch of big buildings against the background of the sky. Every city’s skyline is totally unique.



These kids will work together to build their own big city skyline out of blocks. Each kid can work on a building, and we'll see how tall our city's buildings can get in two minutes. The rest of us will cheer them on. Are you ready? (*Group response*) Go!

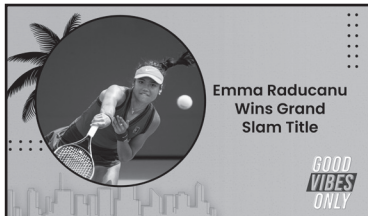
- Start timer.
- MEGA Fan can enter and lead the rest of the kids in cheering on the competitors.
- MEGA Fan can stay for the rest of the rally but shouldn't distract kids from the Rally Coach.
- When the time ends, determine which building is tallest and announce the winner.

I love all those awesome buildings! Let's hear it for our builders. (*Lead kids in applauding the competitors.*) You kids did great! Let's leave our skyline here so we can enjoy it for the rest of the day.

SPORTS STORY

Today's Sports Story is about a tennis player. Wave at me if you've ever played tennis. (*Group response*)

- Display the Day 1 *Sports Flash Slide*.



Emma Raducanu grew up in England and started playing tennis when she was just thirteen years old. She even won tournaments against girls five years older than her. Raise your hand if you are five years old. (*Allow responses.*) Now raise your hand if you are ten years old. (*Allow responses.*) Imagine a team of five-year-olds beating a team of ten-year-olds. That's what Emma was doing!

Emma worked hard and kept getting better at tennis. When she was sixteen, she became a professional player, but she still wasn't one of the top players in the world. At eighteen, she made it to the U.S. Open, which is one of the biggest tennis tournaments in the world. She worked really hard just to get into the tournament.

Wave your hand if you know what it means to be an *underdog*. (*Group response*) An *underdog* is a player nobody expects to win. Emma was competing with players who were older and had more experience, but she kind of liked being the underdog. People didn't expect her to win, so she just played hard and didn't worry about making mistakes. In fact, Emma played so well at the U.S. Open that she didn't lose a single set of games. She won the tournament!

After winning the US Open, Emma's value as a player grew in the tennis world. But soon she started struggling to win matches, some in Miami and in other U.S. cities. Emma didn't give up. She kept practicing and playing in new tournaments. Some people were mean to Emma because of her losses, but the people close to her have helped her focus on the ways she's improving. No matter whether she wins or loses, she is still valuable

OBJECT LESSON

(Hold up the crisp \$5 bill.) What is the value of this nice, new, crisp \$5 bill? *(Allow responses.)* What do you think you could buy with this \$5 bill? *(Allow responses.)* Great answers!

(Hold up the old \$5 bill.) What is the value of this old, crumpled \$5 bill? *(Allow responses.)* Do you think I could buy the same things with this \$5 bill as with the other \$5 bill? *(Allow responses.)* It sounds like some of you aren't sure. Every \$5 bill is worth the same, whether it's crisp and new or about to fall apart like this one.

It's the same with us. Every person is special and different in many ways. But God loves and cares for *all* His children. Every person is valuable just because they are God's creation. When we love God, He helps us see the value of other people. If someone is struggling to see their value, you can choose to play with that kid at recess or invite them to church. You can show them that they are valuable!

(Hold up the crisp \$5 bill.) When Emma won the U.S. Open, she was like this brand-new \$5 bill. Everybody loved her and thought she was a tennis star. *(Hold up the old \$5 bill.)* But after some losses and injuries, she was more like this worn-out \$5 bill. She didn't seem quite as awesome to some people. But she's still the same great tennis player she was when she won the U.S. Open. And she's valuable because God created her.

MEGA KID SPOTLIGHT VIDEO

Every day in MEGA Sports Camp, we'll meet a different MEGA Kid from Miami. These kids will show us how *Good Vibes Only* means we can have a positive influence on others because our confidence comes from Jesus. Are you ready to meet our first MEGA Kid?

(Group response) Here we go!

- Play the Day 1 MEGA Kid Spotlight Video.
- Display the Day 1 MEGA Point Slide.

Today's MEGA Point is "I am valuable." Each one of us is valuable to Jesus because He loves us very much. Okay, let's practice the MEGA Point. Everyone, stand up. *(Group response)*

First, point at yourself and say "I." *(Group response)* Then, give two thumbs up and say "am valuable." *(Group response)* Great job! Now let's say it a few times together.

- Practice the words and actions together a few times.

I think you've got it! I hope you'll always remember that you are valuable to Jesus, to your family and friends, to the whole world, and to me!



**COACH'S
CORNER**

If kids enjoyed the “MEGA Sports Camp Warm-Up Song,” repeat it before dismissing to Sports Session 3.

**COACH'S
CORNER**

There are lots of extras on the Flash Drive—banners, postcards, artwork, and more.

CONCLUSION

Kids, remember to keep an eye out for MEGA Fan in the next Sports Session. MEGA Fan will be cheering you on! Are you ready to play some more sports? *(Group response)* Awesome! Follow your coach and go have fun!

- MEGA Fan exits and waves good bye to kids.
- Dismiss the kids and coaches to Sports Session 3.

SPORTS SESSION 3

The Head Coaches conduct this session in the Sports Areas. Instructions are found in the sports playbooks.



CLOSING RALLY

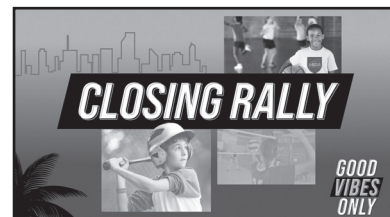


RALLY SEGMENT	PERSONNEL NEEDED
WELCOME	Rally Coach, Music Coach
MEGA FAN SKIT	Rally Coach, MEGA Fan, Music Coach
MEGA MISSION, BIBLE STORY	Rally Coach
RESPONSE TIME, PRAYER, CLOSING	Rally Coach, Huddle Coaches
YOU WILL NEED	GETTING READY
<ul style="list-style-type: none"> <input type="checkbox"/> Flash Drive <input type="checkbox"/> Bible <input type="checkbox"/> Visual for MEGA Mission Goal <input type="checkbox"/> Day 1 <i>Sports Flash</i> <input type="checkbox"/> Day 1 Theme Keeper Buttons 	<ul style="list-style-type: none"> <input type="checkbox"/> Practice the songs you plan to sing. <input type="checkbox"/> Read through the Closing Rally so you are comfortable sharing with the kids. <input type="checkbox"/> Tell the Head Coaches to choose a kid from their sport to help with the Bible Story. <input type="checkbox"/> Run through the order of service with the Production Assistant and communicate any changes to the schedule.

WELCOME

- Have fun music playing as the kids arrive.
- Display the Closing Rally Slide.

Welcome back! Wave at me if you had fun today and learned you are valuable to God and the people around you. (*Group response*)



MEGA FAN SKIT

RALLY COACH: Did any of you see MEGA Fan during the last Sports Session? (*Group response*) I wonder where MEGA Fan went.

MEGA FAN: (*running onstage excitedly*) I'm here! I've been having so much fun cheering on these amazing athletes! But I've got a very important question for you.

RALLY COACH: Oh, really? Go ahead and ask me.

MEGA FAN: What's the most important rule in zebra baseball?

RALLY COACH: I don't know. What *is* the most important rule in zebra baseball?

MEGA FAN: (*making exaggerated umpire motions*) Three stripes, and you're out!

RALLY COACH: (*laughing*) Okay, MEGA Fan, do you want to help our amazing athletes learn something else?

MEGA FAN: Sure, I do! Is it how to do a backflip dismount from



a balance beam? How to kick an 83-yard field goal? How to kayak over a waterfall?

RALLY COACH: No . . .

MEGA FAN: *(relieved)* Thank goodness for that!

RALLY COACH: It's time to learn our MEGA Verse.

- Display the MEGA Verse Slide.

RALLY COACH: And there it is! Let's say the MEGA Verse together, and then we're going to sing a really catchy song to help us remember it.

Do not throw away this confident trust in the Lord. Remember the great reward it brings you! Hebrews 10:35 (NLT)

- Lead the kids in saying the MEGA Verse a couple of times.

MEGA FAN: *(raising hand)* I don't get it. How can somebody throw away "confident trust" even if they wanted to? Is it like throwing a football or something?

RALLY COACH: No, throwing away confident trust in the Lord isn't like throwing a football. This verse reminds us to not give up and to not get rid of our trust in Jesus. Even when we have rough days and people don't treat us nicely, we can keep believing in Jesus because we know He loves us. We are valuable to Him.

MEGA FAN: Oh, that makes sense. So if we keep trusting in Jesus, we get a reward? *(suddenly excited)* Is it a trophy? Is it a *big* trophy? Is it a *HUGE* trophy?

RALLY COACH: It's better than a trophy! The Bible says when we choose to follow Jesus, we get to live with Him forever. That's a pretty great reward, isn't it?

MEGA FAN: That's got to be the best reward ever! This verse is amazing. Wait, did you say we have a song to help us learn it?

RALLY COACH: We do—and it's really fun and catchy! Are you all ready to hear it? *(Group response)*


- Invite the Music Coach to the stage to lead the song.
- Play the "MEGA Verse Song" (Hebrews 10:35-36) Video.
- MEGA Fan stays onstage to join in the song.

RALLY COACH: Great job! It's awesome to hear you singing our MEGA Verse.

MEGA FAN: You kids are fantastic singers! We're going to have the MEGA Verse memorized in no time. Well, it's time for me to go, but first I have one more question for you.

RALLY COACH: Okay, what's your question?

MEGA FAN: What did the glove say to the baseball? *(pause)*



Catch ya later! *(runs offstage)*

RALLY COACH: Bye, MEGA Fan!

MEGA MISSION

- Display the MEGA Mission Slide.

Did you know there are a lot of kids who have never been told they are valuable? Some of them need extra help just to make it through each day. Let's watch this video to find out more.

- Play the FeedONE Video.

We are on a MEGA Mission to help kids who don't have food or other things they need. We can use our positive influence to show them they are valuable to Jesus and to us. Let's see how much money we can raise during MEGA Sports Camp to help kids all around the world!

During Opening Rally each day, you can give money for FeedONE, and we'll keep track of how much you give. If we give \$___ *(fill in your giving goal)*, then you'll get _____ *(fill in your reward)* on the last day of camp! Who thinks we can do it? *(Group response)* Awesome! Let's give what we can so these kids can have the things they need and we can earn this super fun reward!

BIBLE STORY (MATTHEW 19:13–15)

It's time for my favorite part of Sports Camp! We're going to hear a true story from the Bible.

- Display the Day 1 Bible Story Slide.
- Ask Head Coaches to be ready to send up the kid from their sport to be part of the story. Ask one Head Coach to guide the kids to the front at the designated time in the Bible story.

(Hold up the Bible.) The Bible is the most special book in the world, because it is inspired by God. That means the words came from God himself. The story we're reading today is about a time when Jesus did something very unusual. It's from part of the Bible written by Matthew, one of Jesus' closest friends.

- Read Matthew 19:13–15.



When this story happened, Jesus was traveling with His disciples. The disciples were men who followed Jesus and learned from Him.

- Tell the Head Coaches to send up five kids to the front.

These kids will be Jesus' disciples. In Bible times, you walked everywhere you went, unless you had a donkey or camel. Disciples, can you walk around to show you're traveling with Jesus?

- Pause for kids to start walking.

While people were walking from city to city, they would stop



and rest. And during some of those times, Jesus would teach His followers. Disciples, stop and have a seat as if you're ready to listen to Jesus.

The disciples weren't the only ones with Jesus. Crowds of people followed Jesus wherever He went, because they knew He healed people and did miracles. Jesus wanted everyone to follow His teachings and hear about God's love. He wanted everyone to know they are valuable to God.

Most of the people listening to Jesus were grown-ups. But on the day of our story, the parents in the crowd asked Jesus to place His hands on their kids' heads and bless them.

- Tell the Head Coaches to send five more kids to the front.

These kids will be the kids in our story. Jesus' disciples tried to stop the parents from bringing their kids to Jesus. Disciples, can you shake your heads like you're saying no to these kids?

- Pause for disciples to shake their heads no.
- Maybe the disciples thought Jesus needed to talk to the grown-ups instead of the kids. The Bible doesn't tell us for sure. But we do know what Jesus said. Who remembers what Jesus said to His disciples? (*Allow responses.*) That's right! Jesus told the disciples to let the kids come to Him. Some people might think kids aren't as important as grown-ups, but Jesus wanted to spend time with them. To Him, each one was valuable.

This is a short story in the Bible. We don't know if the kids told jokes to Jesus or asked if He owned a camel. But we do know that Jesus took time for them.

- Thank the kid volunteers for their help, and let them return to their seats.

COACH'S CORNER



While MEGA Sports Camp is designed for a salvation altar time on Day 4, the Holy Spirit may draw kids to salvation on other days of your camp.

You may wish to ask your Prayer Coach to be available to pray with kids for salvation at the end of any Response Time. This will allow the Huddle Coaches to continue guiding the other kids during the Closing Time.

RESPONSE TIME

This story shows us that every person, no matter how young or old, is valuable to Jesus. He wants to spend time with each of us and be our Friend.

Let's think about how being Jesus' friend helps us through hard times. We've been talking about *Good Vibes Only*, but that doesn't mean we don't have trouble. Nobody's life is perfect. But when we spend time with Jesus by praying and reading the Bible, we see that Jesus is always with us. He helps us through tough times so we can help others too. He loves us, and we are valuable to Him. Let's take a moment and talk to Jesus right now.

Dear Jesus, thank You for caring so much about kids like the ones here at MEGA Sports Camp today. Thank You for the true stories in the Bible that help us learn more about You. Every kid and adult in this room is important and valuable to You. We are valuable even if we feel more like the worn-out \$5 bill than the crisp, new \$5 bill. Thank You for loving us either way, and help us choose to follow You. Amen.

If any of you have more questions about following Jesus, talk with your Huddle Coach or come see me later.

PRAYER & CLOSING

We have a fun way of praying together as we end MEGA Sports Camp. Everyone gather in a circle with your Huddle Coach. *(Group response)* Now, Huddle Coach, hold one hand out in the middle of your circle. *(Group response)* Kids, stack your hands on top of your Huddle Coach's hand. *(Group response)* Let's pray.

Dear Jesus, thank You for such a great day at MEGA Sports Camp. Thank You for loving kids so much that You wanted to spend time with them and pray for them. We love You. Help us learn even more about You next time. Amen.

Okay, keep your hands stacked. We'll count to three. Then we'll all shout, "MEGA Sports Camp," as we throw our hands up into the air. Ready? *(Group response)* One, two, three. MEGA Sports Camp! *(Group response)*

As you leave today, you'll get today's Theme Keeper Button and Sports Flash. Remember to do the activities inside and bring back the "I Did It!" slip to enter the prize drawing.

- Show the Day 1 Sports Flash and point out the "I Did It" slip.


Great job, everyone! Thanks for a great day at MEGA Sports Camp. We'll see you next time!

- Give the Day 1 Sports Flash and a Day 1 Theme Keeper Button to each kid as they leave.

COACH'S CORNER



Verify the sign-out procedure for kids with the Director.



COACH'S CORNER



Play the "MEGA Sports Camp Song" as the kids leave for the day.