

# RALLY GUIDE





## CONTENTS

Welcome .....	3
<i>Blaze a Trail</i> Overview .....	4
<i>Blaze a Trail</i> Schedule .....	5
What Does a Rally Coach Do?.....	6
How Does a Rally Coach Prepare? .....	8
Helping Kids Enjoy the Rallies. ....	10
Trailblazer—A New Mascot.....	11
Rally Time Details .....	12
Rally Time Checklist .....	13
Effective Evangelism.....	14
<i>Blaze a Trail</i> Resources .....	15
DAY 1	
Prepare .....	16
DAY 2	
Commit .....	30
DAY 3	
Endure .....	44
DAY 4	
Follow the Leader .....	56
DAY 5	
Make Your Mark.....	72
MEGA Celebration.....	87



MEGA Sports Camp® ministry began as a summer missionary program coordinated by Tim Conrad, founder and president of Uncharted Waters Sports Ministry. Each summer for more than two decades, Uncharted Waters staff and summer interns have brought great sports camps to churches across the United States and throughout the world.

It is our prayer that you experience ministry and outreach success as you host a MEGA Sports Camp outreach in your setting.

**MEGA Sports Camp®** is a registered trademark of My Healthy Church.

© 2024 by Salubris Resources, 1445 N. Boonville Ave., Springfield, Missouri 65802. All rights reserved. Except for individual camp use of specified reproducible pages and brief quotations used in connection with reviews in magazines or newspapers, no part of this book may be reproduced, stored in a retrieval system, or transmitted in any form or by any means—electronic, mechanical, photocopy, recording, or otherwise—without prior written permission of the copyright owner.

Scripture quotations are taken from the Holy Bible, New Living Translation, copyright © 1996, 2004, 2015 by Tyndale House Foundation. Used by permission of Tyndale House Publishers, Carol Stream, Illinois 60188. All rights reserved.

02-0774

ISBN: 978-1-68067-249-7

Printed in United States of America

# WELCOME



**THANK YOU FOR BEING PART OF A MEGA SPORTS CAMP EVENT!**

Hi there, Rally Coach! We're excited to share the latest MEGA Sports Camp outreach with you. Thanks to great feedback from the field, our program is better than ever. Your rally times will be interactive and super fun, with, exciting games, and dynamic Bible lessons.

As Rally Coach, you have one of the most impactful roles at your MEGA Sports Camp outreach: presenting the gospel during the Day 4 Closing Rally. You'll guide the Huddle Coaches and kids using the **Salvation Share Square**, so make sure every Huddle Coach has one for Day 4. Sharing the good news of Jesus and praying with kids to receive Him as their Savior is often the highlight of MEGA Sports Camp events.

We pray that God will use your team in a powerful way as you share His love with the kids and families in your church and community!

**MEGA SPORTS CAMP TEAM**

We love getting feedback from you! From theme ideas to tips on what works and what doesn't, your insights help make MEGA Sports Camp effective. When your camp is over, please complete the survey at [MEGASportsCamp.com/survey](https://MEGASportsCamp.com/survey).

# BLAZE A TRAIL OVERVIEW

MEGA Sports Camp *Blaze a Trail* invites kids to live an adventure with Jesus! When someone blazes a trail, they step off the path into the unknown. Along the way, they leave marks for others to follow. Kids will learn that Jesus blazed the trail for our salvation! As they follow Jesus, they can live their own adventure that points people to Jesus.

## MEGA VERSE

Jesus [said], “I am the way, the truth, and the life. No one can come to the Father except through me.”  
John 14:6

Athletes blaze trails when they set new records and act as extraordinary examples. To blaze a trail, you also must prepare yourself properly, commit despite the risks, endure through difficulties, follow the leader, and make your mark.

MEGA Sports Camp *Blaze A Trail* is designed to highlight sports, teaching kids about sports and faith in a unique way. Your camp can join us on the journey by creating theme decorations, integrating video content, and introducing fun experiences.

DAY	MEGA POINT	BIBLE STORY	SPORTS STORY
1	Jesus gives me everything I need.	John the Baptist Prepares the Way for Jesus (Matthew 3:1–17)	Isaiah Hodgins prepares for the NFL.
2	Jesus wants me to be all in.	Jesus and the Rich Man (Mark 10:17–31)	Shelby Rogers stays committed.
3	Jesus helps me to overcome.	Jesus in the Wilderness (Luke 4:1–13)	Jamie Whitmore embraces her new reality.
4	Jesus shows me the way.	Jesus Teaches about the Wide and Narrow Paths (Matthew 7:13–14)	Jackson Holliday follows in his father’s footsteps.
5	Jesus helps me to show others the way.	Jesus Walks on Water (Matthew 14:22–36)	Kirk Cousins leaves his mark in the record books.

# BLAZE A TRAIL SCHEDULE

SESSION	TIME	LENGTH	LOCATION	LEADER
OPENING RALLY		20 min.	Rally Zone	Rally Coach
SPORTS SESSION 1		30 min.	Sports Areas	Head Coaches
COACH HUDDLE		10 min.	Sports Areas	Huddle Coaches
SPORTS SESSION 2		30 min.	Sports Areas	Head Coaches
HALFTIME SNACKS		10 min.	Concession Stand	Snack Coach
HALFTIME RALLY		15 min.	Rally Zone	Rally Coach
SPORTS SESSION 3		30 min.	Sports Areas	Head Coaches
CLOSING RALLY		20 min.	Rally Zone	Rally Coach

- » Alternate schedules for one-day or ten-day camps are located in the *Director Guide*.
- » On the last day of camp, the Director may choose to invite parents to Sports Session 3 and the Closing Rally.
- » If your camp offers Cheerleading, plan to have those athletes perform during the last day's Closing Rally.

# WHAT DOES A RALLY COACH DO?

## A RALLY COACH HAS FUN

Above all, be positive! Through your MEGA Sports Camp outreach, you have an amazing opportunity to impact the lives of kids and families in your church and community. So have fun and show the athletes attending your camp what it looks like to live in the love and joy of the Lord!

## A RALLY COACH LEADS THE RALLY TEAM

One of the best parts of any MEGA Sports Camp outreach is working with a team of fellow believers. As the one who coordinates the rally times, you will work closely with your Rally Team:

- **Camp Director.** You'll coordinate with the Camp Director on every aspect of rally times. If your camp is small, you may be filling both roles.
- **Music Coach.** The worship portion of your rally times will be coordinated by the Music Coach.
- **Trailblazer.** This role will keep the kids entertained and engaged. He or she will also help them learn the MEGA Verse (see page 11).
- **Huddle Coaches.** As small group leaders, Huddle Coaches sit with their groups during rallies and help kids stay focused. They also lead their groups during the Response Times in the Closing Rallies. Make sure they are especially prepared for Day 4, when the salvation message is presented.
- **Production Assistant.** The Production Assistant runs your sound system and media equipment. Be sure that he or she has an order of service for each rally.
- **Prayer Coach.** The Prayer Coach mobilizes people to pray for your outreach and is available to pray with kids as needed..

## A RALLY COACH LEADS THE OPENING RALLY

Each day starts with high-energy songs and a warm welcome. This *Rally Guide* includes scripts and song suggestions. After the Coach Spotlight video introduces the daily MEGA Point, the Opening Rally includes awards and prizes, a physical warm-up, and prayer. Then athletes dismiss to participate in the first two Sports Sessions and a Coach Huddle.

### COACH'S CORNER



There are three rally times each day: Opening Rally, Halftime Rally, and Closing Rally. During rally times, all kids and coaches gather in one large group for interactive games, worship, and teaching.

### COACH'S CORNER



Plan on having at least one informational meeting with your team before camp starts, so they will know what to expect.

## A RALLY COACH LEADS THE HALFTIME RALLY

After kids visit the Concession Stand for halftime snacks, you'll welcome them back to the Rally Zone with more high-energy music. Then the group will play a game and you'll present the daily sports story to help the MEGA Point take hold in their hearts. Kids will watch a video talking about a favorite outdoor activity before going to the third and final Sports Session of the day.

## A RALLY COACH LEADS THE CLOSING RALLY

When the kids meet back at the Rally Zone, it's time for the Closing Rally. Kids will hear about the MEGA Mission and experience an interactive Bible story. Each Bible story concludes with a Response Time to challenge kids to apply what they've learned during the day. On Day 4, the Response Time includes a presentation of the steps to salvation and kids are invited to follow Jesus.



# HOW DOES A RALLY COACH PREPARE?

## A RALLY COACH PLANS AHEAD

This *Rally Guide* includes all the information you need to lead effective rallies at MEGA Sports Camp. After reading the entire *Rally Guide*, here are a few more planning steps:

- ❑ **Check out the Rally Zone location.** Keep this setting in mind as you plan each day's activities.
- ❑ **Connect with the Music Coach** to plan the worship portion of your rally times. Ask the Camp Director to print a *Rally Guide* (available on the **Flash Drive**) for the Music Coach, or share the song order from your guide. Ask the Camp Director for the music so you and the Music Coach can learn the songs.
- ❑ **Attend the Volunteer Training** led by your Director. Meet the Head Coaches and Huddle Coaches who will help during the rally times.
- ❑ **Connect with Trailblazer** to plan and practice your interactions. Ask the Camp Director to print or buy a *Rally Guide* for Trailblazer.
- ❑ **Gather materials you'll need for each rally.** Details are provided in each day's instructions, and we've included a master checklist on page 13.
- ❑ **Practice the sports stories and Bible stories** so you won't have to read them word-for-word. The better you know the material, the more fluid your presentation will be.
- ❑ **Some Rally Coaches choose to delegate**, asking Huddle Coaches or Head Coaches to tell the stories or lead other parts of rally times. If so, provide copies of the pages your helpers will need and check in with them the day before their presentation to make sure they are ready.

## A RALLY COACH PRAYS

- ❑ **Pray for each rally time**, but especially for the Closing Rally on Day 4 when you will share the salvation message.
- ❑ **Ask the Prayer Coach to form a prayer team** to pray that God touches the hearts of the kids who attend. Share any specific requests with the Prayer Coach and take time to pray with the entire prayer team.







## A RALLY COACH IS READY

- ❑ Arrive early enough to prepare before the rallies begin.
- ❑ Be ready to step in if a volunteer can't fulfill their role.
- ❑ Have fun greeting kids, and get them involved quickly. One idea is to have the Music Coach lead songs as the kids arrive.
- ❑ Be enthusiastic, and keep the rallies fun and lively.

## A RALLY COACH PRESENTS

Here are some ways you can sharpen your skills as a presenter:

- ❑ Pray and ask God to help you teach the kids about Jesus.
- ❑ Practice the stories and activities to make sure they flow smoothly. You know your kids best, so adapt the order or content of Rally Times as needed to engage kids effectively.
- ❑ Keep presentations short and to the point. Kids will tune you out if you talk too long.
- ❑ Move around when presenting. Use your voice, facial expressions, and gestures to make the story more interesting.
- ❑ Make eye contact with kids as you talk. This helps you gauge how well they are paying attention and adjust as needed.
- ❑ Involve the kids in the story, helping them use their imaginations to experience the story through sight, sound, touch, smell, and even taste.
- ❑ If kids begin to lose interest in what you're saying, make a **loud noise**, speak in a **soft voice**, or make an **unexpected motion** to regain their attention. You can also say kids' names to get their attention as you tell stories or give instructions.

### COACH'S CORNER



Teaching the kids these simple signals improves Rally Time:

1. When the whistle blows twice, stop what you're doing and get quiet.
2. One whistle blast signals the beginning of an activity.

**Rally Coach**

### COACH'S CORNER



Worship and praise are an integral part of any MEGA Sports Camp outreach. Give these energetic kids the opportunity to learn meaningful songs with actions to help them remember long after camp is over.

Here are songs on the **Flash Drive** you can try:

- "By My Side"
- "Belong"
- "MEGA Verse Song (John 14:6)"

# HELPING KIDS ENJOY THE RALLIES

## LET KIDS MAKE THEIR OWN DISCOVERIES

Instead of telling kids exactly how they can be like a sports hero or Bible character, help them imagine and experience the details of that person's life. Their lives are more likely to be changed when kids make their own discoveries and choose to act on them.

## KEEPS KIDS ENGAGED

As you prepare for each day's activities, notice the theme that runs from the Opening Rally all the way through the Closing Rally. Do your best to relate the theme to the kids and keep it in front of them throughout the day.

We've designed the rally times with games and audience interaction that will keep all kids involved. Encourage Huddle Coaches to show excitement, lead kids to connect with Jesus during the Response Times, and make the most of their interactive Huddle Group times.

## MAXIMIZE INVOLVEMENT

Rallies need to keep all kids involved. That's one reason Huddle Groups should sit together during rallies. Relationship building is another great reason for Huddle Groups to sit together.



# TRAILBLAZER — A NEW MASCOT!

Trailblazer will visit the Halftime Rally and help to keep kids engaged all day. His or her primary role is to review the day's theme in a fun and kid-friendly way. Trailblazer is the kids' biggest fan!

## WHO SHOULD BE TRAILBLAZER?

Find someone in your church who loves to clown around and enjoys being in front of groups. This person should always be excited and encouraging. He or she will need to memorize lines and get creative to help kids learn the MEGA Verse.

## WHAT DOES TRAILBLAZER WEAR?

Anything a fan of the outdoors would wear! Go simple with a hat and a backpack or go all out with a hat, backpack, boots, compass on a lanyard, water bottles, and whatever other outdoor gear you wish to add.

## WHAT DOES TRAILBLAZER DO?

Trailblazer will visit the Halftime Rally and help to keep kids engaged all day. Encourage Trailblazer to roam during registration, Sports Sessions, and Coach Huddles to entertain and help kids practice the MEGA Verse. Print or purchase a copy of the *Rally Guide* for Trailblazer, and note the suggestions included in each session.

## WHEN WILL TRAILBLAZER APPEAR?

This *Rally Guide* includes suggestions and scripts for introducing Trailblazer to the kids and adding fun to the rallies. But encourage Trailblazer to greet kids at registration, move throughout the camp during the day, and even be available for fun photos.

## IS THERE ANY TIME TRAILBLAZER SHOULD NOT APPEAR?

Yes, Trailblazer should exit during the Response Times in each day's Closing Rally, except for Day 5. This will help reduce distractions, especially when the salvation message is presented on Day 4. During Bible stories and prayer, we recommend that Trailblazer stays out of sight, so the kids aren't distracted from connecting with God and His Word.

*We can't wait to see your Trailblazer! Share photos on the MEGA Sports Camp Facebook page: [www.facebook.com/megasportscamp](http://www.facebook.com/megasportscamp).*



# RALLY TIME DETAILS

## FROM THE FIELD



Praise and worship time was awesome. Seeing 200 people giving praise to the Lord—totally involved.

**Director**

## HERE'S WHAT YOU'LL NEED IN EVERY RALLY

- PowerPoint® presentations from the **Flash Drive**
- Sound system
- Computer or DVD player
- TV or projector and screen

## POWERPOINT® PRESENTATIONS

The **Flash Drive** includes all the files you need for a complete media experience at MEGA Sports Camp. Five all-inclusive PowerPoint® presentations provide audio, visual, and video lineups, including embedded music as well as Coach and MEGA Kid Spotlight Videos. Your Production Assistant can simply click through the presentations in rally order.

Short on volunteers? Use the **Flash Drive** files and a portable electronic device connected to your screen and manage the PowerPoint® presentations yourself.

Each rally time is mapped out for you in this *Rally Guide*! Slide and video thumbnails are included in the margins of each page to make the rally times easy for the Production Assistant.

If you prefer using your church's presentation software instead of PowerPoint®, all media files are also available in stand-alone formats.

## COACH NATALIE SPOTLIGHT & MEGA KID VIDEOS

Each PowerPoint® presentation starts with the Opening Rally that kicks off with the Coach Natalie Spotlight video, introducing the day's MEGA Point. Then in the Halftime Rally, kids will watch a MEGA Kid Spotlight Video, featuring kids talking about their favorite outdoor activities.

## WARM-UP SONG

Warm-up exercises are necessary before the Sports Sessions begin, but they can sometimes be boring. Well, the “MEGA Sports Camp Warm-Up Song” is just what you need to make warm-ups fun! This engaging video (available on the **Flash Drive**) will help your kids avoid strained muscles and warm up their attitudes too!

## MEGA MUSIC

Music videos are provided in two formats: Music Actions or Sing-Along Lyrics. Feel free to personalize music time by adding worship songs your kids love.

# RALLY TIME CHECKLIST

## DAY 1

*Jesus gives me everything I need.*

## DAY 2

*Jesus wants me to be all in.*

## DAY 3

*Jesus helps me to overcome.*

## DAY 4

*Jesus shows me the way.*

## DAY 5

*Jesus helps me to show others the way.*

### OPENING RALLY

- |  |   |   |   |   |
|--|---|---|---|---|
| <input type="checkbox"/> Flash Drive                       | <input type="checkbox"/> Flash Drive                            | <input type="checkbox"/> Flash Drive                              | <input type="checkbox"/> Flash Drive                            | <input type="checkbox"/> Flash Drive                            |
| <input type="checkbox"/> Day 1 <b>Sports Flash</b>         | <input type="checkbox"/> Container of returned "I Did It" slips | <input type="checkbox"/> Container of returned "I Did It" slips   | <input type="checkbox"/> Container of returned "I Did It" slips | <input type="checkbox"/> Container of returned "I Did It" slips |
| <input type="checkbox"/> "I Did It" slip                   | <input type="checkbox"/> Prize(s)                               | <input type="checkbox"/> Prize(s)                                 | <input type="checkbox"/> Prize(s)                               | <input type="checkbox"/> Prize(s)                               |
| <input type="checkbox"/> Prize(s) you've chosen            | <input type="checkbox"/> Offering containers                    | <input type="checkbox"/> Offering containers                      | <input type="checkbox"/> Offering containers                    | <input type="checkbox"/> Offering containers                    |
| <input type="checkbox"/> Day 1 <b>Theme Keeper Buttons</b> |   | <input type="checkbox"/> <b>MEGA Verse Wristbands</b> , 1 per kid |   |   |

### HALFTIME RALLY

- |   |  |   |   |   |
|---|--|---|---|---|
| <input type="checkbox"/> Flash Drive                      | <input type="checkbox"/> Flash Drive   | <input type="checkbox"/> Flash Drive  | <input type="checkbox"/> Flash Drive                  | <input type="checkbox"/> Flash Drive  |
| <input type="checkbox"/> Items from Trailblazer's costume | <input type="checkbox"/> Graph paper for Trailblazer                                 | <input type="checkbox"/> Hula Hoops®, one per Game participant                    | <input type="checkbox"/> Blindfold                    | <input type="checkbox"/> Numbered pieces of paper with Trailblazer's mark         |
| <input type="checkbox"/> One raw egg                      | <input type="checkbox"/> Smartphone or timer   | <input type="checkbox"/> Hand weights 1–5 pounds, two per Game participant        | <input type="checkbox"/> Three 2x4s, each 8-foot long | <input type="checkbox"/> Objects to tape Trailblazer's mark to                    |
| <input type="checkbox"/> One hard-boiled egg              | <input type="checkbox"/> Interlocking plastic building blocks                        | <input type="checkbox"/> Empty paper towel tube with a sheet of paper taped to it |   | <input type="checkbox"/> Unique stickers for each sport                           |
|   | <input type="checkbox"/> Wooden or cardboard blocks                                  | <input type="checkbox"/> Tape   |   | <input type="checkbox"/> Dandelion seed head, or a photo of a dandelion seed head |
|   | <input type="checkbox"/> Construction paper  | <input type="checkbox"/> One 8½ x 11" sheet of paper                              |   |   |
|   | <input type="checkbox"/> Broken-down cardboard box                                   | <input type="checkbox"/> Three heavy books  |   |   |
|   | <input type="checkbox"/> Regular-size marshmallows                                   |   |   |   |
|   | <input type="checkbox"/> Small marshmallows  |   |   |   |
|   | <input type="checkbox"/> Straws, coffee stirrers, or toothpicks                      |   |   |   |
|   | <input type="checkbox"/> Cards with activities suitable for Charades written on them |   |   |   |

### CLOSING RALLY

- |  |  |  |   |   |
|--|--|--|---|---|
| <input type="checkbox"/> Flash Drive                       | <input type="checkbox"/> Flash Drive                       | <input type="checkbox"/> Flash Drive   | <input type="checkbox"/> Flash Drive  | <input type="checkbox"/> Flash Drive  |
| <input type="checkbox"/> Bible                             | <input type="checkbox"/> Bible                             | <input type="checkbox"/> Bible   | <input type="checkbox"/> Bible  | <input type="checkbox"/> Bible  |
| <input type="checkbox"/> Visual for MEGA Mission Goal      | <input type="checkbox"/> Visual for MEGA Mission Goal      | <input type="checkbox"/> Visual for MEGA Mission Goal                        | <input type="checkbox"/> Visual for MEGA Mission Goal                                       | <input type="checkbox"/> Visual for MEGA Mission Goal                                 |
| <input type="checkbox"/> Day 1 <b>Sports Flash</b>         | <input type="checkbox"/> Day 2 <b>Sports Flash</b>         | <input type="checkbox"/> Day 3 <b>Sports Flash</b> and <b>Parent Edition</b> | <input type="checkbox"/> <b>Salvation Share Square</b> , 1 per Huddle Coach and Rally Coach | <input type="checkbox"/> Certificates printed from the <b>Flash Drive</b> , 1 per kid |
| <input type="checkbox"/> Day 1 <b>Theme Keeper Buttons</b> | <input type="checkbox"/> Day 2 <b>Theme Keeper Buttons</b> | <input type="checkbox"/> Day 3 <b>Theme Keeper Buttons</b>                   | <input type="checkbox"/> Day 4 <b>Sports Flash</b>  | <input type="checkbox"/> Day 5 <b>Sports Flash</b>                                    |
|  |  |  | <input type="checkbox"/> Day 4 <b>Theme Keeper Buttons</b>                                  | <input type="checkbox"/> Day 5 <b>Theme Keeper Buttons</b>                            |
|  |  |  | <input type="checkbox"/> Decision Cards from the <b>Flash Drive</b>                         |   |
|  |  |  | <input type="checkbox"/> Pencils  |   |

# EFFECTIVE EVANGELISM

Sports fun is great, but true success at a MEGA Sports Camp outreach happens when God changes a kid's life. Your goal as Rally Coach is to see as many kids as possible accept Jesus as Savior. The Day 4 Closing Rally is designed to present the salvation message, but here are four keys to clearly convey that message to kids at any time:

- **Proclaim.** Every day you'll share a Bible story and Huddle Coaches will talk about what God has done in their life. But, proclamation isn't the only key, because it's too easy to **hear** and **forget**.
- **Demonstrate.** All coaches can reflect Christ and demonstrate the message of the gospel through their actions. Watching adults model Christlike behavior helps kids **see** and **remember**.
- **Experience.** At a MEGA Sports Camp outreach, kids get to hear, see, and feel the Christian faith come alive. They'll also be challenged during rally times to build biblical character traits that will help them in sports and in life. This experiential learning helps kids both **do** and **understand**.
- **Commit.** Every kid gets the opportunity to make a life-changing commitment to Jesus, and about 20 percent typically accept Him as Savior. These kids discovered **why** they need Jesus and choose to **commit** their life to Him.

## COACH'S CORNER



Many kids want to take a **Salvation Share Square** home with them. It's a great way for kids to tell their friends about their relationship with Jesus. Consider making them available in your MEGA Sports Camp Store.



## PRESENTING THE GOSPEL MESSAGE

During the Closing Rally on Day 4, kids gather in their Huddle Groups and watch as their Huddle Coaches explain the gospel message using the **Salvation Share Square**. It's a good idea to train a few leaders to respond to kids who accept Jesus by:

1. Immediately reviewing the steps of salvation to make sure kids understand the decision they have made.
2. Completing a Decision Card (available on the **Flash Drive**) so the Director and Follow-Up Coach have all the information they need for follow-up.
3. Providing kids with a copy of *Now What? for Kids: Salvation* booklet to get them started on their discipleship journey.
4. Inviting these kids and their families to church next Sunday.

Consider providing Salvation Celebration Certificates (available on the **Flash Drive**) to commemorate the most exciting day of these kids' lives—the day they decided to follow Jesus!

# BLAZE A TRAIL RESOURCES



## Blaze a Trail Coach Huddle Guide

Includes everything Huddle Coaches need to lead small group times; order one per Huddle Coach



## Blaze a Trail & MEGA Sports Camp T-Shirts

All kids at MEGA Sports Camp outreaches need their own MEGA Sports Camp T-shirt! Emphasize the *Blaze a Trail* theme or choose a MEGA Sports Camp T-Shirt in lime green or tropical blue.


## Mini Foam Finger

A fun giveaway to reward kids



## Water Bottle

Help kids stay hydrated throughout camp



## Blaze a Trail Sports Flash

These daily take-home newspapers reinforce the rally activities and Coach Huddle Time.




## Blaze a Trail Digital Flash Drive

Includes the media you need for rallies, such as songs, lyric videos, music action videos, Coach Natalie Spotlights, and MEGA Kid videos.


## Blaze a Trail MEGA Verse Wristband

Help kids remember the MEGA Verse long after camp.



## Blaze a Trail Theme Keeper Buttons

These fun collectibles help kids remember the MEGA Points.



## Salvation Share Square

Used in each Huddle Group to share the good news of Jesus with the kids; order at least one per Huddle Group.



## Now What? for Kids: Salvation

Gives kids the answers about salvation they need in a format they'll understand using Bible readings and questions to pique kids' interest

# DAY 1

## MEGA POINT



**PREPARE—**  
Jesus gives me  
everything I need.

## MEGA VERSE



Jesus [said], “I am  
the way, the truth,  
and the life. No  
one can come to  
the Father except  
through me.”  
John 14:6, NLT

## BIBLE STORY



John the Baptist  
Prepares the Way  
for Jesus  
Matthew 3:1–17

## SPORTS STORY



Isaiah Hodgins  
prepares for the  
NFL.

## TODAY'S FOCUS

*Kids will discover that every sport requires serious preparation. Everyone enjoys game-day adventures, but without prior skill training, fitness planning, and balanced nutrition, we are preparing to fail. The sports story will highlight a promising young football player who worked hard to be drafted in the 2020 NFL draft. The Bible story will show kids that Jesus came to live the greatest adventure on earth! He lived (and prepared) for thirty years to complete about three years of ministry. Kids will learn Jesus can give us everything we need to be ready for the adventure God has for us!*

## OVERVIEW

Today you will help kids understand that a relationship with Jesus is the best preparation for living their best adventure: life! Jesus will help them *Blaze a Trail* spiritually as they prepare to follow Him.

Preparing isn't glamorous. It happens before the big game or adventure. Some kids don't like preparing. Because of that, they just want to play the game or complete the adventure. Learning to prepare helps us be successful at whatever we do. In today's Opening Rally, kids will be introduced to Trailblazer, who will share preparation insights related to adventures in the wilderness.

During the Halftime Rally you'll introduce the kids to a young football player whose road to success was a little different, but he kept preparing so that he could be his best. Trailblazer will come back and help kids play a game.

Today's Bible story will present the story of two people who prepared for their life's purpose—John the Baptist and Jesus. John the Baptist's ministry prepared people's hearts to receive the salvation Jesus offers. John also played a part in Jesus' preparation; he baptized Jesus before Jesus began His ministry of miracles and of providing salvation from sin. Kids will see that even Jesus, the perfect Son of God, took time to prepare for the job before Him. He truly did *Blaze a Trail!*



# OPENING RALLY



RALLY SEGMENT	PERSONNEL NEEDED
WELCOME	Rally Coach, Music Coach
COACH NATALIE SPOTLIGHT	Rally Coach
TRAILBLAZER VISITS	Trailblazer, Rally Coach
AWARDS, MEET THE COACHES, WARM-UP	Rally Coach, Head Coaches
PRAYER	Rally Coach
YOU WILL NEED	GETTING READY
<ul style="list-style-type: none"> <li><input type="checkbox"/> Flash Drive</li> <li><input type="checkbox"/> Day 1 <i>Sports Flash</i></li> <li><input type="checkbox"/> "I Did It" slip</li> <li><input type="checkbox"/> Prize(s)</li> <li><input type="checkbox"/> Theme Keeper Button</li> </ul>	<ul style="list-style-type: none"> <li><input type="checkbox"/> Practice the songs you plan to sing.</li> <li><input type="checkbox"/> Read through the Opening Rally so you are comfortable sharing with the kids.</li> <li><input type="checkbox"/> Run through the order of service with the Production Assistant and communicate any changes to the schedule.</li> </ul>

## WELCOME

- Have fun music playing as the kids arrive.
- Display the Opening Rally Slide.

Welcome to our first MEGA Sports Camp rally! If you're excited to be here, wave your hands in the air! (*Group response. Wave your hands to show your excitement.*) It's so great to see you all. We're going to play some sports this week and maybe learn some new skills. Are you ready for that? (*Group response*) I know I am! And we're going to have a lot of fun with other activities too. Who's ready? (*Group response*)

Between Sports Sessions, we'll come together for large group rallies like this. Together we will discover more about our theme: *Blaze a Trail*. Who's heard that phrase before? (*Group response*) Right! When someone blazes a trail, they step off the path into the unknown. Along the way, they leave signs for others to follow. Jesus was the ultimate Trailblazer! He blazed the trail for our salvation. As we follow Jesus, we can live our own adventure that points people to Jesus. Through our friendship with Jesus, we can *Blaze a Trail* for others to follow.

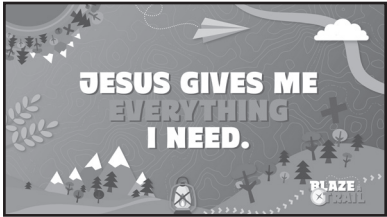
Who's ready to get this week started? (*Group response*) Let's get



## COACH'S CORNER



For the scripts in this *Rally Guide*, words to be spoken aloud are in boldface type.



prepared by singing our camp song.

- Invite the Music Coach to the stage to lead the song.
- Play the “MEGA Sports Camp Song” Video.

### COACH NATALIE SPOTLIGHT

- Display the Day 1 MEGA Point Slide.

Today at MEGA Sports Camp we are going to talk about being prepared. Athletes prepare so that they play their best. As believers in Jesus, we need to prepare so we can leave good markings for others to come to know Jesus. Let’s meet Coach Natalie and find out what she has to say about preparing.

- Play the Day 1 Coach Natalie Spotlight Video.

Who likes to go on outdoor adventures? *(Group response)* I know I do. What do you think I should do to be prepared for a big hike through the woods? *(Allow responses.)* Those are really good ideas! I need good walking shoes, a broad-brimmed hat, bug spray, sunscreen, snacks, and a way to contact someone if I have difficulty. A hiking buddy is a great idea too!

Today we will learn about a football player who prepared to be drafted into the National Football League (NFL). Everyone yell out the name of your favorite NFL player. *(Group response)* Maybe someday this young player will be on your favorite player list. And just like Coach Natalie told us to be prepared for outdoor adventures, this player has had several people helping him prepare to play in the NFL. Let’s meet a new friend, Trailblazer. Who is Trailblazer? Let me introduce him.

- Trailblazer enters and greets kids. See page 11 for a full description of his costume.

### TRAILBLAZER VISITS

**RALLY COACH:** Kids, this is Trailblazer. He’s going to help us learn how to *Blaze a Trail* safely. He’s an expert in outdoor adventures. Let’s welcome him to our rally. *(Lead the kids in applauding for Trailblazer.)*

**TRAILBLAZER:** Hi, kids! I’m so excited to be here with you all for this camp. I love to *Blaze a Trail*. It’s my favorite thing to do. That’s why they call me Trailblazer! We’re going to have a lot of fun during this MEGA Sports Camp.

**RALLY COACH:** You are so right! Thank you for joining us for a while. We’ll see you later!

**TRAILBLAZER:** Yes, I’ll definitely be back later. Bye kids. *(Trailblazer exits.)*

### COACH’S CORNER



Have Trailblazer enter chanting a sports-related cheer to encourage kids to join in.

## AWARDS

- Display the Awards Slide.

Another way we'll have fun at MEGA Sports Camp is with awards! Raise your hand if you love awards and prizes. *(Group response)* Every day, each of you will get a *Sports Flash* filled with fun activities.

- Hold up the Day 1 *Sports Flash*.

Everyone who tries to do the activities and brings back the "I Did It!" portion next time will be entered in a special drawing.

- Tear off and show what to return.

Every day we'll give away special prizes, so remember to bring back your "I Did It!" slips.

- Hold up the items you've chosen as prizes. (The Water Bottle or T-shirt from your kit make great prizes. Other options are marked in the *MEGA Sports Camp Catalog*.)

Who likes to collect things? Wave your hand. *(Group response)* That's great! I know I like to collect things. Every day you come to MEGA Sports Camp, you'll get a new Theme Keeper Button. When you collect them all, you'll have a reminder of all five MEGA Points.

- Show the Day 1 Theme Keeper Button.

## MEET THE COACHES

Who's ready for your first Sports Session? *(Group response)* It sounds like everyone is! Before we go to the first session, you need to meet the Head Coaches. You're going to have fun every day during the Sports Sessions.

- Call the Head Coaches to the front, grouped by sport. Introduce each coach.

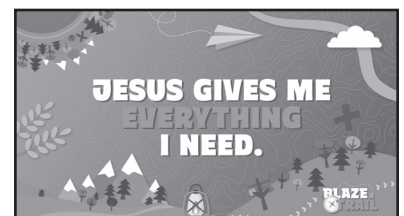
## WARM-UP

Now let's get warmed up before we head out to the first Sports Session. Everyone, stand up and get ready to move!

- Play the "MEGA Sports Camp Warm-Up Song" video. Have the Head Coaches lead the warm-ups.

Great job warming up!

- Display the Day 1 MEGA Point Slide.



**COACH'S CORNER**



Trailblazer should be off-stage during all prayers to avoid distracting the kids.

**PRAYER**

We are almost ready to go. Let's pray and ask Jesus to be with us today.

*Dear Jesus, thank You for bringing each of these amazing kids to MEGA Sports Camp today. Help everyone to stay safe and to have fun while we play. Help us to listen carefully to our coaches as they show us how to become better athletes. Amen.*

- Dismiss the kids to go to Sports Session 1.

**SPORTS SESSION 1**

*The Head Coaches conduct this session in the Sports Areas. Instructions are found in the sports playbooks. The Huddle Coaches will assist the Head Coaches and encourage the athletes.*



**COACH HUDDLE**

*Coach Huddle is held in the Sports Areas. The Huddle Coaches lead this discussion time with their kids. The Coach Huddle Guide provides the Huddle Coaches with direction.*



**SPORTS SESSION 2**

*The Head Coaches conduct this session in the Sports Areas. Instructions are found in the sports playbooks.*



**HALFTIME SNACK**

*Let the kids take a break and finish their snacks before they gather for the Halftime Rally.*



# HALFTIME RALLY



RALLY SEGMENT	PERSONNEL NEEDED
WELCOME	Rally Coach, Music Coach
GAME	Rally Coach, Trailblazer
SPORTS STORY, OBJECT LESSON	Rally Coach
MEGA KID SPOTLIGHT VIDEO	Rally Coach
CONCLUSION	Rally Coach
YOU WILL NEED	GETTING READY
<ul style="list-style-type: none"> <li><input type="checkbox"/> Flash Drive</li> <li><input type="checkbox"/> Missing items from Trailblazer’s costume</li> <li><input type="checkbox"/> One raw egg</li> <li><input type="checkbox"/> One hard-boiled egg</li> </ul>	<ul style="list-style-type: none"> <li><input type="checkbox"/> Practice the song(s) you plan to sing.</li> <li><input type="checkbox"/> Read through the Halftime Rally so you are comfortable sharing with the kids.</li> <li><input type="checkbox"/> Tell the Head Coaches to select a kid from their sport for the Game.</li> <li><input type="checkbox"/> Run through the order of service with the Production Assistant and communicate any changes.</li> </ul>

## WELCOME

- Transition from snack time by playing the “MEGA Sports Camp Song” to announce the beginning of the Halftime Rally. Encourage the kids to begin singing as soon as they arrive.
- Display the Halftime Rally Slide.
- Invite the Music Coach to the stage to lead the song.
- Play the “MEGA Sports Camp Song” video.

**If you’ve been having fun today, cheer as loud as you can! (Group response) Who already feels better prepared to play your sport? (Group response) Way to go!**

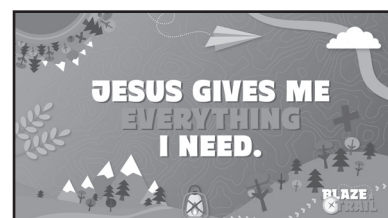
- Display the Day 1 MEGA Point Slide.

## GAME

- Have the Head Coach from each sport send a kid to the front. Trailblazer enters but is missing several items from his costume and gear.

**RALLY COACH: Hello again, Trailblazer! It looks like you’re missing a few things for your next adventure.**

**TRAILBLAZER: Yes! I seem to have misplaced a few things. It’s not like me to be so unprepared. Can you kids help me find the rest of my gear?**



**RALLY COACH:** What do you think, kids? Can we help Trailblazer? We need to find *(insert number)* pieces of Trailblazer's gear. Are you ready? They could be anywhere in this room. Bring them to Trailblazer as you find them.


- Have the rest of the kids cheer for the kids hunting for the items.

**TRAILBLAZER:** Thank you so much! I am so grateful for the help from all of you. I am prepared now. I'll see you later! *(Trailblazer exits.)*

## SPORTS STORY

Today's Sports Story is about a professional football player. Wave at me if you've ever played football or watched a game. *(Group response)*

- Display the Day 1 *Sports Flash* Slide.



Where are all my football fans? *(Group response)* Today we're going to get to know Isaiah Hodgins who plays for the New York Giants in the NFL. Has anyone here ever heard of Isaiah Hodgins? *(Group response)* He's just starting his NFL career, but he's been preparing to play all his life.

Isaiah's dad was an NFL player, so Isaiah has been around football since he was a kid. He says that a big part of preparing for the toughness needed to play in the NFL started with his parents helping him learn how to deal with the hard things he faced.

Can being respectful help you to be a good athlete? *(Group response)* Yes! Part of preparing to play your best is learning that coaches have to make tough decisions for a team. How you react to your coach's instructions shows other coaches and your team if you can be a good teammate. Can injuries or being cut from a team move you to be more successful? *(Group response)* Also, yes! Isaiah learned that, when he faced those exact situations, he should keep on working hard and believing that God would allow him to prove he had the talent to play in the NFL.

That's how Isaiah now is a big part of the New York Giants team. Let's talk about how he got to where he is. Are you ready? *(Group response)*

Making it to the NFL isn't easy. Only one or two players out of every hundred who play in college will play in the NFL. Isaiah had worked hard in college to have this chance. So, he was excited when he was chosen by the Buffalo Bills in 2020. Isaiah would play as a wide receiver. He catches passes thrown by the quarterback and tries to score touchdowns while getting away from the other team's defense.

When the 2020 season began, Isaiah was injured and had to sit out

for almost three months. Then, he had to have shoulder surgery and he missed the rest of the season. Isaiah worked hard while his shoulder recovered. But when the next season started, he was moved to the practice squad—the players that practice against the starters. How do you think Isaiah felt about that? *(Group response)* You better believe it! He was sad. How do you think Isaiah responded to that difficult time? *(Group response)* You've been listening!

Isaiah chose to work even harder, believing that he would get his time to play. His dad told him that being on the practice squad let him work against some of the best players in the NFL and learn from them. By the end of that season, Isaiah finally played in his first NFL game. It took almost two years, but his hard work was rewarded. Isaiah was very thankful.

At the beginning of Isaiah's third season, he was signed to the practice squad again. But Isaiah knew what he needed to do. What was that? *(Group response)* You're right! He worked harder. Soon, he was moved to be an active player. He played in four games and did some good things. But without warning, the Bills' leaders called him and said they were going to release him. If no other team wanted him, the Bills would put him back on their practice squad.

Isaiah was surprised and confused, but spent the next day praying, asking God to help him know what he should do. Isaiah told God that he was trusting that he would go to the team where he could make the most difference. That's when Isaiah got an invitation from the New York Giants to join their team. Isaiah says that with the Giants he used everything he had learned while playing with some great Bills receivers. He played in five games for the Giants at the end of the 2022 season and did great! He did so well that the Giants gave him a contract for the 2023 season.

What's today's theme? *(Allow responses.)* That's right, it's Prepare! Isaiah worked hard to prepare to join the NFL. The hard things he faced and his faith in God have kept him humble but focused. His parents started by teaching him that success comes with steady preparation.

Isaiah knows that playing in the NFL is never a guarantee, but he also knows he has prepared for the opportunity to play. He's excited to be with the Giants now, but will be ready to play on any team he might join in his future NFL career. Just like when his first team let him go, Isaiah will trust God to move him to the team where He wants Isaiah to play.

## OBJECT LESSON

*(Hold up the two eggs.)* I have one hard-boiled egg and one raw egg. Who thinks they can tell me which is which? *(Allow responses.)* How can you tell? *(Allow responses.)* Do they look the same? *(Group response)* Do they smell the same? *(Allow a couple of kids to come to the front and smell the eggs if you like.)* Do they sound the same if you shake them? *(Allow responses.)*

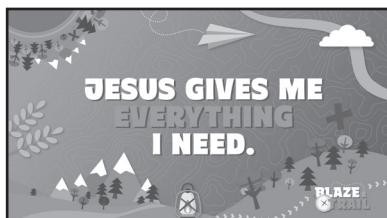
Can you eat a raw egg? *(Group response)* Why can we eat a hard-boiled egg? *(Group response)* Yes! Because it has been properly prepared. Aside from smashing these two eggs, I can think of only one other way to figure out which has been prepared to be eaten and which has not been prepared.

Just like Isaiah Hodgins prepared for the NFL and was able to prove he was strong and could spin away from the defensive backs, the hard-boiled egg will stand tall and spin because it is prepared. *(Spin the egg on its pointed end.)* The raw egg isn't properly prepared and won't be able to stand tall and spin. *(Try to spin the raw egg on its pointed end.)* This is also true for us if we prepare our heart by choosing to follow Jesus. We'll be like the hard-boiled egg and be able to stand up to difficulties.

## MEGA KID SPOTLIGHT VIDEO

Every day in MEGA Sports Camp, we'll meet a different MEGA Kid who loves sports and the outdoors. These kids will show us how *Blaze a Trail* means we can have a positive influence on others as we prepare to follow Jesus. Are you ready to meet our first MEGA Kid? *(Group response)* Here we go!

- Play the Day 1 MEGA Kid Spotlight Video.
- Display the Day 1 MEGA Point Slide.



Every day in Sports Camp, we are going to learn how *Blaze a Trail* means we can live the best adventure of our life with Jesus who blazed the trail for our salvation. We can step off the path of the sinful ways of the world and choose to follow Jesus, being different with and for Him.

So right now, let's practice today's MEGA Point. Let's stand up and do some actions to help us learn it. Are you kids ready to follow my lead? *(Group response)* Okay, let's do this!

First, say "Jesus" as you touch the middle finger of your right hand to the palm of your left hand. Then touch the palm of your right hand with your left middle finger. *(This is the ASL sign for "Jesus.")* Second, move your right hand forward with your palm up for "gives." *(Demonstrate for the kids.)* Next, point at yourself and say "me." Then, spread your arms out wide for "everything." Point at yourself again and say, "I." Finally, bring your hands in toward your



chest (like you are gathering what you need) while saying “need.” Now let’s say the MEGA Point with the actions. (“Jesus gives me everything I need.”)

- Let the kids practice a few more times.

I think you did great! I hope you’ll always remember that MEGA Point. You will find out more about how to prepare to live your best adventure with Jesus in the Closing Rally.

## CONCLUSION

Kids, are you ready to play some more sports? (Group response)  
Great! Follow your coach and go have fun!

- Dismiss the kids and coaches to Sports Session 3.

### COACH’S CORNER



If kids enjoyed the “MEGA Sports Camp Warm-Up Song,” repeat it before dismissing to Sports Session 3.

### COACH’S CORNER



There are lots of extras on the Flash Drive—banners, postcards, artwork, and more.

# SPORTS SESSION 3

The Head Coaches conduct this session in the Sports Areas. Instructions are found in the sports playbooks.

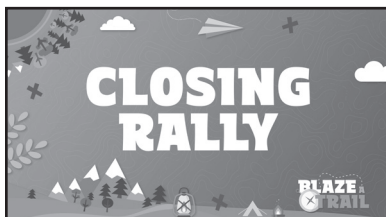


# CLOSING RALLY



DAY 1

RALLY SEGMENT	PERSONNEL NEEDED
WELCOME	Rally Coach, Music Coach
MEGA MISSION, BIBLE STORY	Rally Coach
RESPONSE TIME, PRAYER, CLOSING	Rally Coach, Huddle Coaches
YOU WILL NEED	GETTING READY
<ul style="list-style-type: none"> <li><input type="checkbox"/> Flash Drive</li> <li><input type="checkbox"/> Bible</li> <li><input type="checkbox"/> Visual for MEGA Mission Goal</li> <li><input type="checkbox"/> Day 1 <i>Sports Flash</i></li> <li><input type="checkbox"/> Day 1 Theme Keeper Buttons</li> </ul>	<ul style="list-style-type: none"> <li><input type="checkbox"/> Practice the songs you plan to sing.</li> <li><input type="checkbox"/> Read through the Closing Rally so you are comfortable sharing with the kids.</li> <li><input type="checkbox"/> Tell the Head Coaches to choose two or three kids from their sport or team to help with the Bible Story.</li> <li><input type="checkbox"/> Run through the order of service with the Production Assistant and communicate any changes to the schedule.</li> </ul>

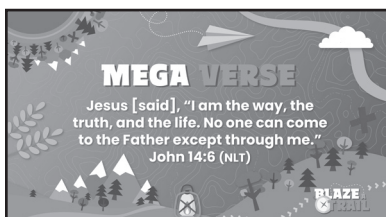


## WELCOME

- Have fun music playing as the kids arrive.
- Display the Closing Rally Slide.

**Welcome back! Welcome back! Wave your hands if you've had fun today. (Group response)**

- Display the MEGA Verse Slide.



**Let's take a few minutes to say the MEGA Verse together. We even have a song to help us remember it.**

- Lead the kids through the verse by reading it off the MEGA Verse Slide.

**What a great verse to help us remember that, with Jesus, we can *Blaze a Trail!* Jesus is the way, so we need to follow Him. We prepare for the adventure of life with Jesus by learning more of His truth. He made the way for us to know God.**



- Invite the Music Coach to the stage to lead the song.
- Play the "MEGA Verse Song" Video.

**Good job! It's so great to hear you sing our MEGA Verse.**

## MEGA MISSION

As we learn about how Jesus gives us everything we need, it's important to remember that sometimes He uses us to help meet other people's needs! Our MEGA Mission is all about kids helping kids. Did you know there are kids all around who need help just making it through each day?

We want to help them. We are partnering with Boys and Girls Missionary Challenge (BGMC) to raise money for kids who are in the foster care system. Let's watch this video to learn what BGMC is all about! *(Or insert a project for foster kids that your church supports.)*

- Play the "What is BGMC?" Video.

As you bring an offering each day, we will put it all together. Depending on how much is given, different rewards will be awarded. If we give *(fill in the amount you set)*, then you will get \_\_\_\_\_ *(fill in with reward you choose)*. *(Give the kids the different rewards for the different amounts given so that they get to look forward to the final day.)* Who wants to see *(insert name)* get a pie in the face? *(Group response)* I think that would be great! So, let's do what we can to give to our MEGA Mission project.

## BIBLE STORY (MATTHEW 3:1–17)

- Display the Day 1 Bible Story Slide.
- Have Head Coaches send the kids from their sport to be a part of the story. Ask a Head Coach to guide the kids as you read through the Bible story.

Every day at MEGA Sports Camp, we'll hear a true story from the Bible.

- Hold up the Bible.

The Bible is the most special book in the world, because it is inspired by God. That means the words came from God. Today's Bible story is about a time when Jesus' relative, John the Baptist, prepared the way for Jesus.

- Read Matthew 3:1–6, 11–17.

Today's Bible story is found in the Gospel of Matthew. This happened before Jesus began the three years of His ministry on earth. Mary, Jesus' mother, visited her relative Elizabeth. Mary was already pregnant with Jesus. Elizabeth was also pregnant. Elizabeth's son was born about six months before Jesus was born. That baby was Jesus' relative, John. He prepared the way for Jesus by telling the people, "Prepare the way for the LORD's coming! Clear the road for him!" John baptized people in water after they asked God to forgive their sins.

Before John began baptizing people, he spent time in the



wilderness, spending time with God. He stepped away from the distractions of the world and prepared himself to help other people draw closer to God. Have any of you been baptized in water? (*Allow responses.*) That's great! You've taken that step to let people know you've asked God to forgive you and chosen to follow Jesus.

In the Bible, we read that many people came to be baptized by John in the Jordan River.

- Ask Head Coaches to send the selected kids to the front.

These kids will be the crowd that came to hear John's message. In Bible times you walked everywhere you went, unless you had a donkey or a camel. Crowd, can you walk to show you're going to hear John?

- Pause to allow the kids to start walking.

Some people in the crowd may have walked hours, maybe even days to hear John. Crowd, you can go back to your seat.

John told the people that Someone else was coming soon to do even more for them. Jesus is the Someone John meant. John knew he was the one who would help people prepare to learn from Jesus.

One day Jesus came to the Jordan River where John was baptizing people. He wanted John to baptize Him. John felt unworthy, not good enough to baptize Jesus. John felt like he should be baptized by Jesus. But Jesus knew that John should baptize Him. As Jesus came up out of the water, the Bible says that "the heavens were opened, and he saw the Spirit of God descending like a dove and settling on him. And a voice from heaven said, 'This is my dearly loved Son, who brings me great joy.'"

Wow! What an amazing way for God to clearly let the people know Jesus is His Son.

John the Baptist prepared the way for people to meet Jesus by telling them to repent and ask for forgiveness for the wrong things they had done. In the same way, Jesus had prepared the way for us! He came to earth and gave His life so we could be forgiven. He gives us everything we need.

- Display the Day 1 MEGA Point Slide.

## RESPONSE TIME

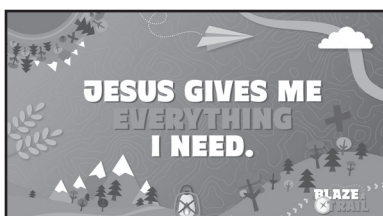
Today's Bible story showed us that we all need to be prepared for the greatest adventure of our life. That adventure is a relationship with Jesus! John the Baptist helped people be ready for that adventure by telling them they needed to repent of their sins and turn to God. We begin a relationship with Jesus, the Son of God, by

### COACH'S CORNER



While MEGA Sports Camp is designed for a salvation altar time on Day 4, the Holy Spirit may draw kids to salvation on other days of your camp.

You may wish to ask your Prayer Coach to be available to pray with kids for salvation at the end of any Response Time. This will allow the Huddle Coaches to continue guiding the other kids during the Closing Time.



asking Him to forgive us and putting our faith in Him. When we do, we begin the adventure of blazing a trail with Him.

Let's take a moment to consider if any of us needs to make that decision to follow Jesus by asking Him to forgive the sins, the wrong things, we have done. Sins are the things we do and say that go against God's plan—things like lying, stealing, saying mean words, and hurting other people.

Let's pray. If you need to ask Jesus for forgiveness, pray along with me.

*Dear Jesus, thank You for caring about every person, even kids like these here at MEGA Sports Camp. Thank You for the true stories in the Bible that help us learn more about You and how You prepared a way for us to know You. Please forgive us for the sins we have done. Thank You for blazing a trail so we can follow You for the greatest adventure of our life! Amen.*

If any of you have questions about what it means to follow Jesus, you have some time now to talk with your Huddle Coach.

## PRAYER & CLOSING

We have a fun way of praying together as we end today's MEGA Sports Camp. Everyone gather in a circle with your Huddle Coach. (Group response)

Huddle Coach, hold one hand out in the middle of your circle. (Group response)

Kids, stack your hands on top of your Huddle Coach's hand. (Group response) Then let's pray.

*Dear Jesus, thank You for such a great day at MEGA Sports Camp. Thank You for giving us everything we need, especially forgiveness for the wrong things we have done. We love You. We look forward to coming back. Amen.*

Now, we're going to wrap up our MEGA Sports Camp time for today. Join me as I count to three. Then, Huddle Coaches, lead your group in shouting, "MEGA Sports Camp" as you throw your hands up into the air. Ready? One, two, three. MEGA Sports Camp!

As you leave today, you'll get today's Theme Keeper Button. Plus, you'll get the first *Sports Flash*. Do the activities inside and bring back the "I Did It!" slip next time, so you can enter the drawing for the prize.

- Show the Day 1 *Sports Flash* and point out the "I Did It" slip.


Great job, everyone! Thanks for a fun day at our MEGA Sports Camp event. Goodbye, and we'll see you next time!

- Give a Day 1 *Sports Flash* and a Theme Keeper Button to each kid as they leave.

## COACH'S CORNER



Verify the sign-out procedure for kids with the Director.



## COACH'S CORNER



Play the "MEGA Sports Camp Song" as the kids leave for the day.